

Mason Municipal Court



Serving Mason and Deerfield Township since 1965

2007 ANNUAL REPORT

The Honorable D. Andrew Batsche, Judge
Trip H. H. Bodley, Clerk of Court

5950 Mason-Montgomery Road

Mason, Ohio 45040

(513) 398-7901 Telephone

(513) 459-8085 Facsimile

5950 Mason-Montgomery
Mason, Ohio 45040
(513) 398-7901 Telephone
(513) 459-8085 Facsimile

Mason Municipal Court

Mayor and Members of the Mason City Council and Warren County Commissioners
With Courtesy Copy to Members of the Deerfield Township Board of Trustees

Dear Board of Commissioners and City Council Members,

Thank you for providing the resources and funding necessary to operate the Mason Municipal Court. It is an honor and privilege to serve the public with you. Pursuant to R.C. §1901.14 (A)(4), the Mason Municipal Court hereby renders a complete report of its operation for the year 2007 for your review. As always, don't hesitate to call with questions or stop by to visit when you have an opportunity.

Sincerely,



Judge D. Andrew Batsche

Mason Municipal Court

Welcome from Judge D. Andrew Batsche.....	1
Table of Contents.....	2

INTRODUCTION

Court Background.....	3
Court Staff Directory	4

CLERK OF COURT'S REPORT

Welcome from Clerk of Court	5
Statistics	
Five-Year Comparison of Cases Filed in Each Division	6
Terminations	8
Five-Year Comparison of Expungements.....	8
Five-Year Comparison of Jury Trials	8
Five-Year Comparison of OVI Cases	8
Five-Year Comparison of Cases Filed in Criminal/Traffic Division by Agency ..	9
Type of Cases Filed in Criminal/Traffic Division by Agency.....	9
Annual Caseload History	10
Five-Year Comparison of Caseload Increase.....	10
Financial	
Five-Year Comparison of Combined Disbursements	11
Schedule A—Financial Statement of Criminal/Traffic Division	
Five-Year Comparison of Disbursements.....	12
Five-Year Comparison of Disbursements (Cont'd).....	13
Schedule B—Financial Statement of Civil Division	
Five-Year Comparison of Disbursements.....	14
Three-Year Comparison of Court Expenses	
City of Mason General Fund.....	15
Other Court Funds.....	16
Other Court Funds (Cont'd).....	17
Warren County Share of Salaries.....	17

PROBATION DEPARTMENT REPORT

Statistics	
Five-Year Comparison of Probation Cases.....	18
Five-Year Comparison of Probation Cases (Cont'd).....	19

Mason Municipal Court

Mason Municipal Court was established on January 1, 1965 pursuant to Ohio Revised Code §1901.02. The territorial jurisdiction for this southwest Ohio court includes the City of Mason and Deerfield Township in Warren County, Ohio. All requirements for the municipal court are established through state law and the Ohio judicial system. The municipal court judge is elected by the voters of Mason and Deerfield Township and serves a six-year term.

Mason Municipal Court was originally located in historic downtown Mason at 202 W. Main Street from 1965-2002. It was relocated to the new Municipal building when it was completed in October of 2002 (at 5950 Mason-Montgomery Road). There are two courtrooms inside the new building – the Zopff Courtroom and the Batsche Courtroom, the namesakes from the first two Judges who served at Mason Municipal Court.

Our current judge, the Honorable D. Andrew Batsche, was elected in November 2007 and took the bench on January 1, 2008. Judge D. Andrew Batsche fulfills a family legacy, as his father (the Honorable Judge David K. Batsche) served for thirty faithful years.

Since the Court's establishment, there has been a total of four Judges serve on the bench. Judge John Zopff served as the first judge for one term from 1965-1971. Following that, Judge David K. Batsche served five terms (30 years) and retired in 2001. Judge George Parker took the bench after Judge Batsche's retirement and served until October 2007.

With the growing population in the City of Mason and Deerfield Township, there are great hopes for the development and improvement of the Mason Municipal Court to better serve its citizens to the best of its abilities.

Mason Municipal Court

2007 Judicial Officers

Judge	George M. Parker (until October)
Visiting Judge	Jack Rosen (Retired)
Chief Magistrate	Eddie Lawson
Magistrate - Civil	Thomas Condit

Clerk of Court's Staff

Clerk of Court	William Scherpenberg
Chief Intergovernmental Liaison Officer	Brian Grismer
Chief Deputy Clerk-Criminal	Denise Fath
Chief Deputy Clerk-Civil	Barb Patterson
Chief Deputy Clerk-Technology	Debra Gardner
Deputy Clerk - Assignment Comm.	Barb Jones
Deputy Clerk - Criminal	P. Amber James
Deputy Clerk - Criminal	Mary Ann Butcher
Deputy Clerk - Criminal	Lisa Fath
Deputy Clerk - Criminal	Arleen Eysoldt
Deputy Clerk/Bailiff - Criminal	Frank Surette
Deputy Clerk/Bailiff - Civil	Jason Distasio (Serving in Iraq)
Deputy Clerk/Bailiff - Criminal (PT)	Gerald McClung

Probation Department

Chief Court/Probation Officer	Brian Rich
Asst. to the Chief	Angela Hayes
Deputy Probation Officer	Chris Carrelli (Serving in Iraq)
Deputy Probation Officer	Thomas Dedrick
Deputy Probation Officer	Carol Reynolds

5950 Mason-Montgomery
Mason, Ohio 45040
(513) 398-7901 Telephone
(513) 459-8085 Facsimile

Mason Municipal Court

March 26, 2008

Dear Mayor, City Council Members and Board of Commissioners,

I hope that you will find the following report helpful when reviewing the operation of the Mason Municipal Court. The report contains the statistical and financial activity of the court for the year 2007 and is based on the data collected and maintained by the prior administration.

As a brief overview, the caseload increased nearly 7% in 2007. Disbursements for 2007 remained steady. Court expenditures increased approximately 9% over the prior year, much of which is connected to the costly but necessary upgrade to the court's case management system and technology.

Looking ahead to the remainder of 2008, which will be a year of transition, we look forward to improving all aspects of our court. With the continued support and cooperation from law enforcement, the local bar, the city prosecutor's office, and you, together we will strive towards providing the safest, most professional, and most cost-effective court for our residents.

Sincerely,

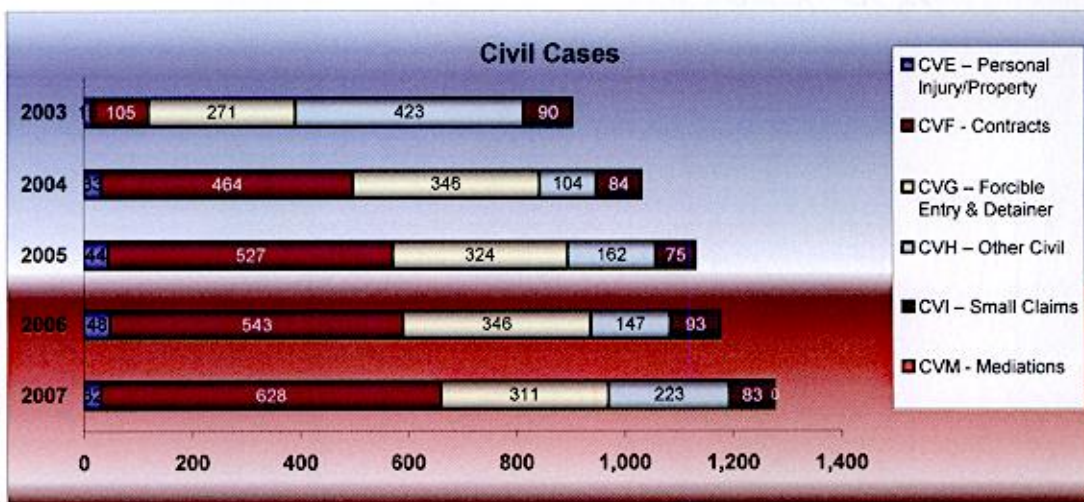
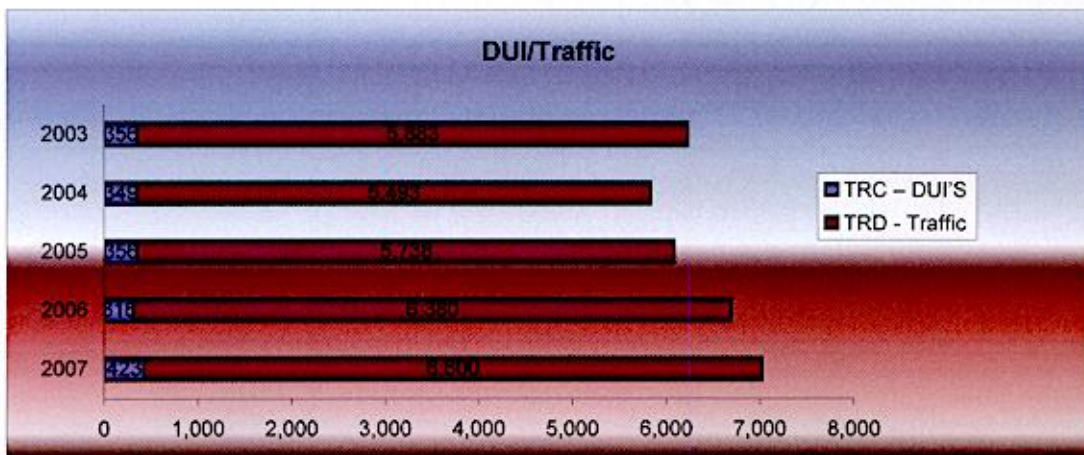
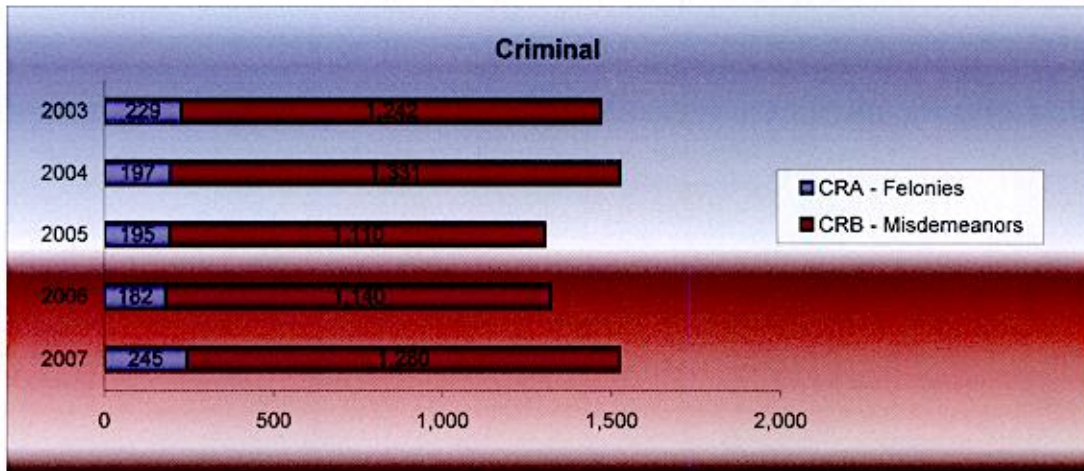


Trip Bodley, Clerk

II. Clerk of Court's Report

A. Statistics

Five-Year Comparison of Cases Filed in Each Division



II. Clerk of Court's Report

A. Statistics

Five-Year Comparison of Cases Filed in Each Division

	2007	2006	2005	2004	2003
CRIMINAL CASES FILED					
CRA - Felonies	245	182	195	197	229
CRB - Misdemeanors	1,280	1,140	1,110	1,331	1,242
Total Criminal Cases Filed	1,525	1,322	1,305	1,528	1,471
TRAFFIC CASES FILED					
TRC – DUI'S	423	316	356	349	356
TRD - Traffic	6,600	6,380	5,738	5,493	5,883
Total Traffic Cases Filed	7,023	6,696	6,094	5,842	6,239
Total Traffic & Criminal	8,548	8,018	7,399	7,370	7,710
CIVIL CASES FILED					
CVE – Personal Injury/Property	32	48	44	33	15
CVF - Contracts	628	543	527	464	105
CVG – Forcible Entry & Detainer	311	346	324	346	271
CVH – Other Civil	223	147	162	104	423
CVI – Small Claims	83	93	75	84	90
CVM - Mediations	0	0	0	36	0
Total Civil Cases Filed	1,277	1,177	1,132	1,067	904
TOTAL CASES FILED	9,825	9,195	8,531	8,437	8,614

II. Clerk of Court's Report

A. Statistics

Terminations

	Total Pending (Dec. 2006)	New Filings (2007)	Terminations (2007)	Total Pending (Dec. 2007)
CRA – Felonies	13	245	243	15
CRB - Misdemeanors	151	1,280	1,252	179
TRC – DUI'S	63	423	375	111
TRD - Traffic	268	6,600	6,533	335
CVE – Personal Injury	18	32	31	19
CVF - Contracts	212	628	505	335
CVG – F.E.D.	43	311	290	64
CVH – Other Civil	22	223	187	58
CVI – Small Claims	21	83	81	23
CVM - Mediations	0	0	0	0
Total	811	9,825	9,497	1,139

Five-Year Comparison of Expungements

2007	2006	2005	2004	2003
31	23	26	50	33

Five-Year Comparison of Jury Trials

2007	2006	2005	2004	2003
15	5	6	7	17

Six-Year Comparison of Operating a Vehicle While Under the Influence (OVI) Cases

Year	Total Cases	Convicted	Reduced	Dismissed	Transferred	Pending
2007	423	202	91	25	5	111
2006	316	175	76	18	0	63
2005	356	188	87	21	6	56
2004	349	228	71	19	5	0
2003	356	263	71	28	1	0
2002	376	220	98	17	5	0

II. Clerk of Court's Report

A. Statistics

Five-Year Comparison of Cases Filed in Criminal/Traffic Division by Agency

<u>Agency</u>	<u>2007</u>	<u>2006</u>	<u>2005</u>	<u>2004</u>	<u>2003</u>
City Fire Department	0	0	0	0	0
County Dog Warden	54	47	54	40	37
County Natural Resources	6	1	0	0	2
County Zoning	0	0	0	3	0
WCSD-Deerfield Township	3,101	2,793	3,050	2,777	2,243
Individual City Code	14	119	64	39	35
Individual State Code	44	19	64	78	115
King's Island	79	129	77	32	43
Mason Police Department	3,608	2,894	2,441	2,709	3,449
Ohio State Patrol	1,624	2,189	1,589	1,415	1,519
Probation	0	0	3	237	201
State Liquor Control	2	4	4	1	2
State Case	4	13	3	20	46
Warren County Sheriff	7	3	35	16	11
Other	5	7	9	3	7
Total	8,548	8,018	7,393	7,370	7,710

Type of Cases Filed in Criminal/Traffic Division by Agency for 2007

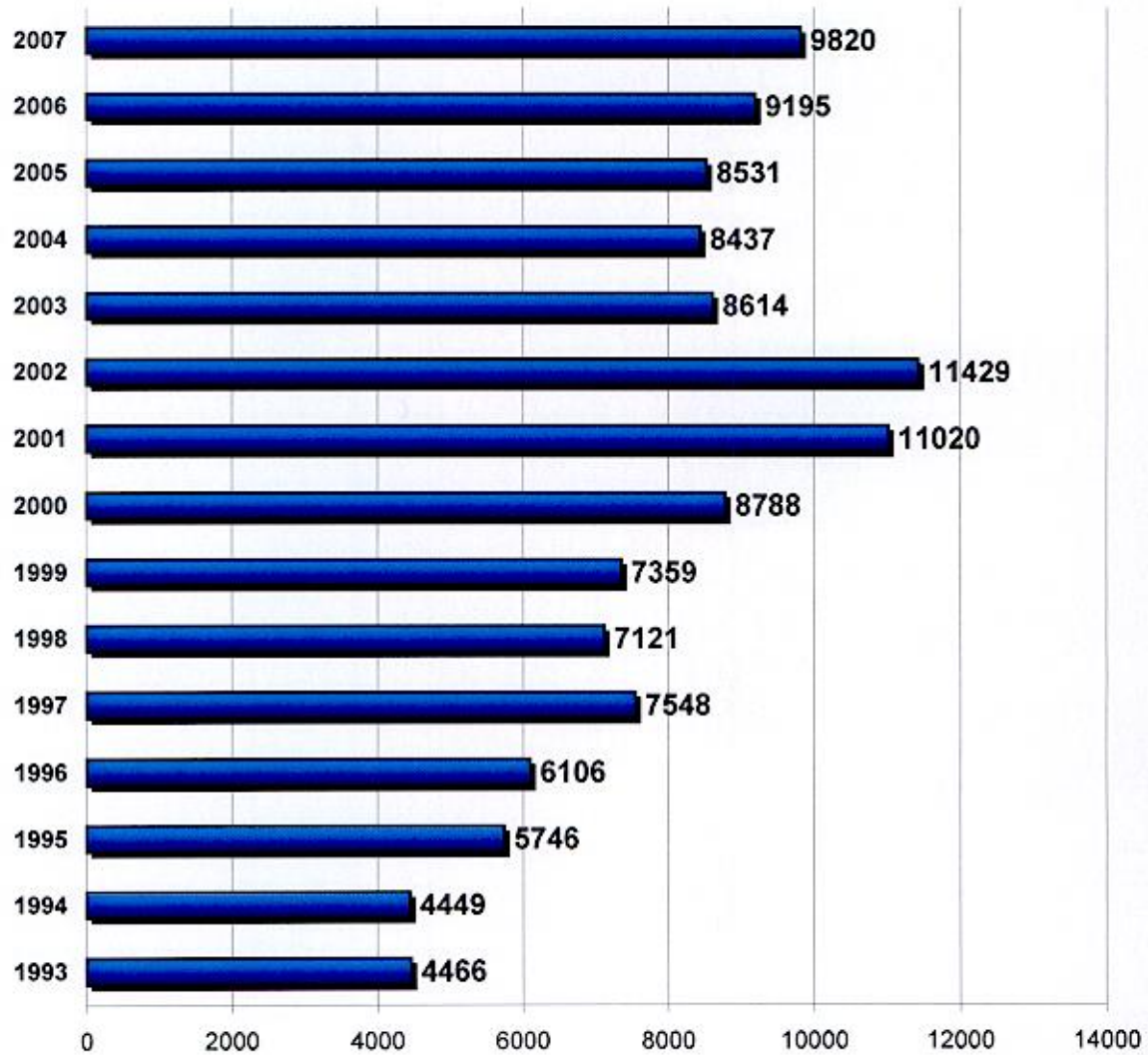
<u>Agency</u>	<u>CRA Criminal Felony</u>	<u>CRB Criminal Misdemeanor</u>	<u>TRC DUI's</u>	<u>TRD Other Traffic</u>	<u>Total</u>
City Fire Department	0	0	0	0	0
County Dog Warden	0	54	0	0	54
Ohio Dept. of Natural Resources	0	6	0	0	6
County Zoning	0	0	0	0	0
WCSD-Deerfield Twp.	139	830	210	2,122	3,101
Individual City Code	0	14	0	0	14
Individual State Code	0	44	0	0	44
King's Island	4	75	0	0	79
Mason Police Department	89	429	114	2,976	3,608
Ohio State Patrol	6	18	99	1,501	1,624
Probation	0	0	0	0	0
State Liquor Control	0	2	0	0	2
State Case	0	4	0	0	4
Warren County Sheriff	7	0	0	0	7
Other	0	4	0	1	5
Total	245	1,280	423	6,600	8,548

II. Clerk of Court's Report

A. Statistics

Annual Caseload History

15-Year Comparison of Total Cases



Five-Year Comparison of Caseload Increase

	2007	2006	2005	2004	2003
Total Cases	9,825	9,195	8,531	8,437	8,614
Percent Increase from 2003	14.1%	6.7%	-1.0%	-2.1%	0.0%
Annual Percent Increase	6.9%	7.8%	1.1%	-2.1%	-24.6%

II. Clerk of Court's Report

B. Financial

Four-Year Comparison of Combined Disbursements (Criminal and Civil)

	2007	2006	2005	2004	2007 over/ (under) 2006
City of Mason					
Criminal Division (Schedule A)	\$ 1,038,904.12	\$ 1,001,474.56	\$ 1,005,388.80	\$ 910,825.74	\$ 37,429.58
Civil Division (Schedule B)	\$ 98,767.52	\$ 100,687.53	\$ 103,821.80	\$ 105,226.11	\$ (1,920.01)
Total	\$ 1,137,671.64	\$ 1,102,162.09	\$ 1,109,210.60	\$ 1,016,051.85	\$ 35,509.55

State of Ohio					
Criminal Division (Schedule A)	\$ 241,239.28	\$ 234,829.41	\$ 389,174.34	\$ 210,635.98	\$ 6,409.87
Civil Division (Schedule B)	\$ 31,137.48	\$ 28,811.97	\$ 18,997.25	\$ 14,785.00	\$ 2,325.51
Total	\$ 272,376.76	\$ 263,641.38	\$ 408,171.59	\$ 225,420.98	\$ 8,735.38

Warren County					
Criminal Division (Schedule A)	\$ 137,575.91	\$ 148,064.35	\$ 172,182.67	\$ 146,597.37	\$ (10,488.44)

Other Disbursements					
Criminal Division (Schedule A)	\$ 127,068.00	\$ 140,065.51	\$ 161,726.81	\$ 148,763.26	\$ (12,997.51)

Garnishments					
Civil Division (Schedule B)	\$ 194,511.59	\$ 166,941.50	\$ 151,848.51	\$ 138,492.96	\$ 27,570.09

Total Disbursements	\$ 1,869,203.90	\$ 1,820,874.83	\$ 2,003,140.18	\$ 1,675,326.42	\$ 48,329.07
----------------------------	------------------------	------------------------	------------------------	------------------------	---------------------

II. Clerk of Court's Report B. Financial

Schedule A--Financial Statement for Criminal Division Five-Year Comparison of Disbursements

	2007	2006	2005	2004	2003	2007 over/ (under) 2006
City of Mason						
City ORD/Traffic	\$218,798.08	\$199,007.84	\$188,944.66	\$186,547.30	\$184,616.24	\$19,790.24
OSP other	\$2,047.60	\$3,059.55	\$3,206.25	\$2,539.08	\$3,702.91	(\$1,011.95)
OSP 45%	\$16,642.02	\$20,783.58	\$16,919.35	\$15,818.27	\$30,142.87	(\$4,141.56)
Court Cost	\$249,939.90	\$264,923.15	\$274,870.18	\$238,362.52	\$268,160.58	(\$14,983.25)
Computer Education	\$17,165.00	\$16,717.00	\$15,975.00	\$16,079.75	\$17,778.00	\$448.00
Special Projects	\$212,206.50	\$206,308.55	\$194,353.40	\$183,520.66	\$114,418.77	\$5,897.95
Probation	\$207,537.28	\$185,169.57	\$205,805.46	\$181,393.05	\$126,418.45	\$22,367.71
Translator	\$45.00	\$33.75	\$64.00	\$32.00	\$32.00	\$11.25
Computer Cost	\$51,587.00	\$50,286.00	\$48,049.39	\$48,524.61	\$53,481.50	\$1,301.00
Mileage	\$40,977.50	\$33,586.06	\$35,371.97	\$25,458.52	\$3,735.26	\$7,391.44
Indigent Driver Alc	\$4,977.50	\$5,041.38	\$5,779.12	\$5,003.58	\$5,864.42	(\$63.88)
Drug Law	\$2,876.50	\$2,223.50	\$2,375.00	\$975.00	\$1,535.00	\$653.00
Prisoner House	\$276.75	\$1,781.25	\$1,901.00	\$1,278.65	\$2,117.35	(\$1,504.50)
Law Enforcement Ed.	\$1,825.00	\$2,214.90	\$2,139.00	\$1,254.00	\$1,698.00	(\$389.90)
Lock Bar	\$0.00	\$100.00	\$250.00	\$63.63	\$145.90	(\$100.00)
Public Defender	\$686.00	\$1,420.00	\$993.77	\$2,120.12	\$5,158.80	(\$734.00)
Expungements	\$420.00	\$420.00	\$257.00	\$480.00	\$120.00	\$0.00
Jury	\$2,529.00	\$2,560.00	\$2,555.00	\$1,040.00	\$0.00	(\$31.00)
Jail Costs	\$8,367.49	\$5,838.48	\$5,579.25	\$335.00	\$0.00	\$2,529.01
Total	\$1,038,904.12	\$1,001,474.56	\$1,005,388.80	\$910,825.74	\$819,126.05	\$37,429.56
County of Warren						
Other Sheriff	\$1,304.40	\$1,603.25	\$1,789.45	\$1,673.89	\$1,447.88	(\$298.85)
Overload	\$22,491.50	\$27,696.00	\$47,502.54	\$17,908.75	\$6,109.50	(\$5,204.50)
OSP 10%	\$8,600.91	\$10,582.36	\$8,678.60	\$8,105.50	\$7,674.17	(\$1,981.45)
OSP Other	\$22,635.18	\$19,951.32	\$22,991.14	\$27,361.07	\$22,008.77	\$2,683.86
Local Sheriff	\$60,348.66	\$68,559.24	\$72,591.07	\$80,514.13	\$49,672.76	(\$8,210.58)
Sheriff Misc	\$614.51	\$1,544.05	\$1,531.82	\$1,599.83	\$2,126.19	(\$929.54)
King's Island	\$0.00	\$0.00	\$250.00	\$315.00	\$474.00	\$0.00
Liquor	\$3,587.75	\$3,652.50	\$5,305.00	\$1,374.25	\$742.50	(\$64.75)
PUCO	\$0.00	\$0.00	\$0.00	\$0.00	\$0.00	\$0.00
Dog	\$4,308.00	\$3,582.00	\$5,323.00	\$2,519.00	\$3,179.00	\$726.00
Expungements	\$220.00	\$120.00	\$280.00	\$240.00	\$440.00	\$100.00
Prisoner House	\$1,050.00	\$1,367.00	\$3,341.05	\$3,481.95	\$4,123.75	(\$317.00)
KI Drug Education	\$100.00	\$100.00	\$0.00	\$0.00	\$0.00	\$0.00
Indigent Driver	\$307.00	\$668.00	\$0.00	\$175.00	\$0.00	(\$361.00)
Drug Education	\$3,870.00	\$1,250.00	\$2,599.00	\$1,339.00	\$1,511.50	\$2,620.00
KI Law Enforcement	\$0.00	\$0.00	\$0.00	\$0.00	\$0.00	\$0.00
Indigent App. Fee	\$7,532.00	\$3,821.63	\$0.00	\$0.00	\$0.00	\$3,710.37
Public Def. Reimb	\$606.00	\$3,567.00	\$0.00	\$0.00	\$0.00	(\$2,961.00)
Total	\$137,575.91	\$148,064.35	\$172,182.67	\$146,597.37	\$99,510.02	(\$10,488.44)

II. Clerk of Court's Report

B. Financial

Schedule A--Financial Statement for Criminal Division Five-Year Comparison of Disbursements

	2007	2006	2005	2004	2003	2007 over/ (under) 2006
State of Ohio						
State 45%	\$45,041.45	\$56,656.43	\$47,305.30	\$43,604.17	\$42,910.02	(\$11,614.98)
Expungement	\$1,003.00	\$810.00	\$810.00	\$1,087.00	\$900.00	\$193.00
Pharmacy	\$11,331.00	\$2,724.00	\$5,201.00	\$5,383.13	\$4,498.70	\$8,607.00
Vic CR & General	\$164,337.00	\$155,171.48	\$145,564.52	\$140,759.76	\$134,383.24	\$9,165.52
Seatbelt	\$11,667.00	\$10,999.00	\$7,032.00	\$9,046.00	\$15,771.00	\$668.00
Liquor	\$4,437.75	\$4,687.50	\$5,861.00	\$1,418.25	\$1,057.50	(\$249.75)
OSP Law Enforcement	\$1,083.00	\$1,187.00	\$1,705.00	\$1,614.90	\$1,683.10	(\$104.00)
OSP Drug	\$200.00	\$250.00	\$850.00	\$100.00	\$375.00	(\$50.00)
ODNR	\$200.00	\$150.00	\$400.00	\$100.00	\$50.00	\$50.00
Child Safety	\$594.00	\$474.00	\$225.00	\$185.00	\$523.00	\$120.00
State Suspension	\$465.00	\$600.00	\$1,050.00	\$2,780.00	\$5,020.00	(\$135.00)
Co. Natural Resource	\$0.00	\$0.00	\$0.00	\$0.00	\$150.00	\$0.00
Warrant Blocks	\$880.08	\$1,120.00	\$2,236.00	\$4,557.77	\$4,183.31	(\$239.92)
Total	\$241,239.28	\$234,829.41	\$218,239.82	\$210,635.98	\$211,504.87	\$6,409.87
Other						
Warren County Sheriff	\$4,187.39	\$3,832.04	\$4,017.12	\$3,342.88	\$815.40	\$355.35
Deerfield DUI Law	\$2,455.00	\$1,751.00	\$1,941.00	\$2,541.00	\$2,219.00	\$704.00
Deerfield Township	\$103,783.59	\$113,698.89	\$138,849.34	\$121,121.61	\$77,485.00	(\$9,915.30)
Law Library	\$16,642.02	\$20,783.58	\$16,919.35	\$21,757.77	\$3,139.05	(\$4,141.56)
Total	\$127,068.00	\$140,065.51	\$161,726.81	\$148,763.26	\$83,658.45	(\$12,997.51)
Total Disbursements	\$1,544,787.31	\$1,524,433.83	\$1,557,538.10	\$1,416,822.35	\$1,213,799.39	\$20,353.48

II. Clerk of Court's Report

B. Financial

Schedule B--Financial Statement for Civil Division Five-Year Comparison of Receipts and Disbursements

	2007	2006	2005	2004	2003	2007 over/ (under) 2006
RECEIPTS						
Total Receipts	\$325,439.09	\$300,102.46	\$281,649.28	\$258,622.97	\$240,029.63	\$25,336.63
Open Deposits (Jan.	\$20,733.43	\$17,249.83	\$10,596.00	\$10,205.86	\$5,305.86	\$3,483.60
Total Receipts	\$346,172.52	\$317,352.29	\$292,245.28	\$268,828.83	\$245,335.49	\$28,820.23
DISBURSEMENTS						
City of Mason	\$63,304.02	\$65,180.03	\$59,492.04	\$59,452.61	\$56,819.75	(\$1,876.01)
Computer Fund	\$7,134.00	\$6,623.00	\$6,774.00	\$6,186.00	\$5,412.00	\$511.00
Computer Ed. Fund	\$1,175.00	\$1,080.00	\$1,129.00	\$1,031.00	\$902.00	\$95.00
Special Projects Fund	\$27,154.50	\$27,804.50	\$36,426.76	\$38,556.50	\$21,490.50	(\$650.00)
	\$98,767.62	\$100,687.53	\$103,821.80	\$105,226.11	\$84,624.25	(\$1,920.01)
State of Ohio	\$31,137.48	\$28,811.97	\$18,997.25	\$14,765.00	\$12,810.00	\$2,325.51
Return/Apply	\$194,511.59	\$166,941.50	\$151,848.51	\$138,492.96	\$137,194.55	\$27,570.09
Adjustments	(\$20.00)	\$177.86	\$327.89	(\$271.24)	\$628.08	(\$197.86)
Open Deposits (Dec.	\$21,775.93	\$20,733.43	\$17,249.83	\$10,596.00	\$10,205.86	\$1,042.50
	\$247,405.00	\$216,664.76	\$188,423.48	\$163,602.72	\$160,838.49	\$30,740.24
Total Disbursements	\$346,172.52	\$317,352.29	\$292,245.28	\$268,828.83	\$245,462.74	\$28,820.23

II. Clerk of Court's Report

B. Financial

2007 Court Expenses

City of Mason General Fund¹

<u>Personnel</u>	<u>2007</u>	<u>2006</u>	<u>2005</u>	<u>2007 over/ (under) 2006</u>
Court Salaries-Wages	\$442,589.75	\$403,881.50	\$381,437.84	\$38,708.25
Retirement	\$60,493.32	\$56,599.18	\$48,975.58	\$3,894.14
Medical-Ins.	\$133,000.00	\$128,936.99	\$104,800.00	\$4,063.01
Medicare	\$6,359.28	\$5,724.09	\$5,518.29	\$635.19
Workmen's Compensation	\$7,733.64	\$6,504.92	\$0.00	\$1,228.72
Subtotal	\$650,175.99	\$601,646.68	\$540,731.71	\$48,529.31
 <u>Employee Development</u>				
Training/Meeting Expense	\$1,266.35	\$1,948.98	\$1,678.32	(\$682.63)
Membership/Subscriptions	\$1,111.65	\$1,330.00	\$600.00	(\$218.35)
Subtotal	\$2,378.00	\$3,278.98	\$2,278.32	(\$900.98)
 <u>Contractual Services</u>				
Telephone/Pager	\$10,014.57	\$13,715.63	\$14,750.23	(\$3,701.06)
Rents & Leases	\$0.00	\$0.00	\$0.00	\$0.00
Professional Services	\$12,961.75	\$8,366.70	\$20,278.34	\$4,595.05
Legal Services	\$0.00	\$0.00	\$5,846.22	\$0.00
Contracts/Agreements	\$31,790.25	\$21,085.38	\$8,093.69	\$10,704.87
Insurance	\$12,000.00	\$0.00	\$0.00	\$12,000.00
Printing Advertising	\$0.00	\$0.00	\$26.95	\$0.00
Prisoner Expense	\$0.00	\$0.00	\$0.00	\$0.00
Subtotal	\$66,766.57	\$43,167.71	\$48,995.43	\$23,598.86
 <u>Supplies and Materials</u>				
Office Supplies	\$19,614.36	\$7,701.53	\$14,404.69	\$11,912.83
Operational Supplies	\$30,919.02	\$22,169.79	\$14,649.52	\$8,749.23
Repairs and Maintenance	\$1,640.00	\$2,259.75	\$2,361.21	(\$619.75)
Small Tools/Minor Equipment	\$0.00	\$392.00	\$0.00	(\$392.00)
Postage	\$5,250.00	\$13,351.84	\$11,000.00	(\$8,101.84)
Subtotal	\$57,423.38	\$45,874.91	\$42,415.42	\$11,548.47
 <u>Capital Outlay</u>				
Buildings & Bldg. Imp.	\$0.00	\$0.00	\$0.00	\$0.00
Furn., Fixtures & Off. Mach	\$4,116.00	\$0.00	\$0.00	\$4,116.00
Computers/Comp. Equipment	\$0.00	\$0.00	\$0.00	\$0.00
Machinery & Equipment	\$0.00	\$0.00	\$0.00	\$0.00
Computer	\$0.00	\$0.00	\$0.00	\$0.00
Subtotal	\$4,116.00	\$0.00	\$0.00	\$4,116.00
 <u>Refunds & Remittances</u>				
Refunds	\$152.07	\$100.00	\$1,542.00	\$52.07
Remittances to Law Library	\$0.00	\$0.00	\$0.00	\$0.00
Subtotal	\$152.07	\$100.00	\$1,542.00	\$52.07
Total Mason General Fund	\$781,012.01	\$694,068.28	\$635,962.88	\$86,943.73

II. Clerk of Court's Report

B. Financial

Three-Year Comparison of Court Expenses Other Court Funds¹

Indigent Alc. Driver Fund	2007	2006	2005	2007 over/ (under) 2006
Professional Services	\$11,070.42	\$2,230.87	\$17,474.83	\$8,839.55
Total	\$11,070.42	\$2,230.87	\$17,474.83	\$8,839.55
 Clerk Computer Fund				
Court Salaries-Wages	\$21,002.45	\$20,617.52	\$19,781.60	\$384.93
Retirement	\$2,860.77	\$2,818.49	\$2,668.81	\$42.28
Medical-Ins.	\$7,000.00	\$6,446.85	\$7,000.00	\$553.15
Medicare	\$304.47	\$297.31	\$286.80	\$7.16
Workmen's Compensation	\$170.32	\$143.26	\$0.00	\$27.06
Training Meeting Expense	\$0.00	\$0.00	\$0.00	\$0.00
Computers/Computer Equip.	\$0.00	\$0.00	\$0.00	\$0.00
Rents and Leases	\$0.00	\$0.00	\$0.00	\$0.00
Office Supplies	\$0.00	\$0.00	\$0.00	\$0.00
Operational Supplies	\$728.57	\$1,466.87	\$3,911.95	(\$738.30)
Contracts/Agreements	\$43,145.50	\$34,357.77	\$11,526.83	\$8,787.73
Repairs, Improvements	\$0.00	\$2,057.72	\$16,405.02	(\$2,057.72)
Small Tools/Minor Equipment	\$0.00	\$0.00	\$14,297.75	\$0.00
Computers/Computer Equip.	\$35,576.13	\$1,297.48	\$434.99	\$34,278.65
Total	\$110,788.21	\$69,503.27	\$76,313.75	\$41,284.94
 Court Computerization Fund				
Operational Expenses	\$0.00	\$0.00	\$0.00	\$0.00
Contracts/Agreements	\$325.00	\$0.00	\$0.00	\$325.00
Training Meeting Expense	\$0.00	\$0.00	\$305.00	\$0.00
Computers/Computer Equip.	\$79,622.63	\$0.00	\$0.00	\$79,622.63
Total	\$79,947.63	\$0.00	\$305.00	\$79,947.63
 Special Projects Fund				
Court Salaries-Wages	\$129,246.79	\$176,355.30	\$209,842.52	(\$47,108.51)
Retirement	\$18,330.89	\$26,295.29	\$25,486.22	(\$7,964.40)
Medical-Ins.	\$42,000.00	\$32,234.25	\$0.00	\$9,765.75
Medicare	\$1,229.24	\$2,009.35	\$2,416.27	(\$780.11)
Workmen's Compensation	\$2,351.62	\$1,977.99	\$0.00	\$373.63
Training	\$0.00	\$0.00	\$1,088.13	\$0.00
Furniture/Fixtures	\$0.00	\$0.00	\$0.00	\$0.00
Professional Services	\$0.00	\$0.00	\$1,000.00	\$0.00
Office Supplies	\$20,662.00	\$0.00	\$1,156.01	\$20,662.00
Contracts/Agreements	\$38,378.00	\$22,875.41	\$26,629.86	\$15,502.59
Operational Supplies	\$0.00	\$0.00	\$2,083.44	\$0.00
Transport Van for Police	\$0.00	\$22,440.00	\$0.00	(\$22,440.00)
Total	\$252,198.54	\$284,187.59	\$269,702.45	(\$31,989.05)
 Vehicle Immobilization Fund				
Professional Services	\$0.00	\$0.00	\$0.00	\$0.00
Supplies & Materials	\$0.00	\$0.00	\$0.00	\$0.00
Total	\$0.00	\$0.00	\$0.00	\$0.00

II. Clerk of Court's Report

B. Financial

2007 Court Expenses

Other Court Funds (Cont'd)¹

<u>Probation Fund</u>	<u>2007</u>	<u>2006</u>	<u>2005</u>	<u>2007 over/ (under) 2006</u>
Court Salaries-Wages	\$130,037.61	\$176,922.44	\$128,617.24	(\$46,884.83)
Retirement	\$18,698.69	\$24,992.91	\$16,355.46	(\$6,294.22)
Medical-Ins.	\$56,000.00	\$51,574.80	\$28,000.00	\$4,425.20
Medicare	\$1,882.59	\$2,558.68	\$1,865.00	(\$676.09)
Workmen's Compensation	\$2,351.62	\$1,690.99	\$0.00	\$660.63
Training Meeting Expense	\$484.75	\$8,441.49	\$587.26	(\$7,956.74)
Professional Services	\$5,320.73	\$4,950.18	\$60.50	\$370.55
Membership/Subscriptions	\$0.00	\$210.00	\$150.00	(\$210.00)
Contracts/Agreements	\$0.00	\$0.00	\$4,097.23	\$0.00
Office Supplies	\$1,270.51	\$1,481.96	\$674.73	(\$211.45)
Postage	\$0.00	\$4,566.24	\$500.00	(\$4,566.24)
Prisoner Expense	\$0.00	\$0.00	\$284.00	\$0.00
Fuel	\$1,931.76	\$669.67	\$0.00	\$1,262.09
Operational Supplies	\$11,492.07	\$14,486.39	\$9,447.78	(\$2,994.32)
Total	\$229,470.33	\$292,545.75	\$190,639.20	(\$63,075.42)
Total Other Court Funds	\$683,475.13	\$648,467.48	\$554,435.23	\$35,007.65
Total City of Mason	\$1,464,487.14	\$1,342,535.76	\$1,190,398.11	\$121,951.38

Warren County Share of Salaries²

Salaries	\$89,257.40	\$87,064.92	\$83,115.00	\$2,192.48
Medicare	\$1,294.03	\$1,262.50	\$0.00	\$31.53
PERS	\$12,352.09	\$12,012.50	\$11,261.85	\$339.59
Total	\$102,903.52	\$100,339.92	\$94,376.85	\$2,563.60
Grand Total Expended	\$1,567,390.66	\$1,442,875.68	\$1,284,774.96	\$124,514.98

These figures do not include the following expenses: by the City of Mason, the costs of rent, utilities, janitorial services, legal services, or insurance which are budgeted by the city against the municipal court and total approximately \$336,400.00 annually; and by the county, the costs of court-appointed legal counsel which is charged by the county against the municipal court and totalled \$133,342.00 in 2007.

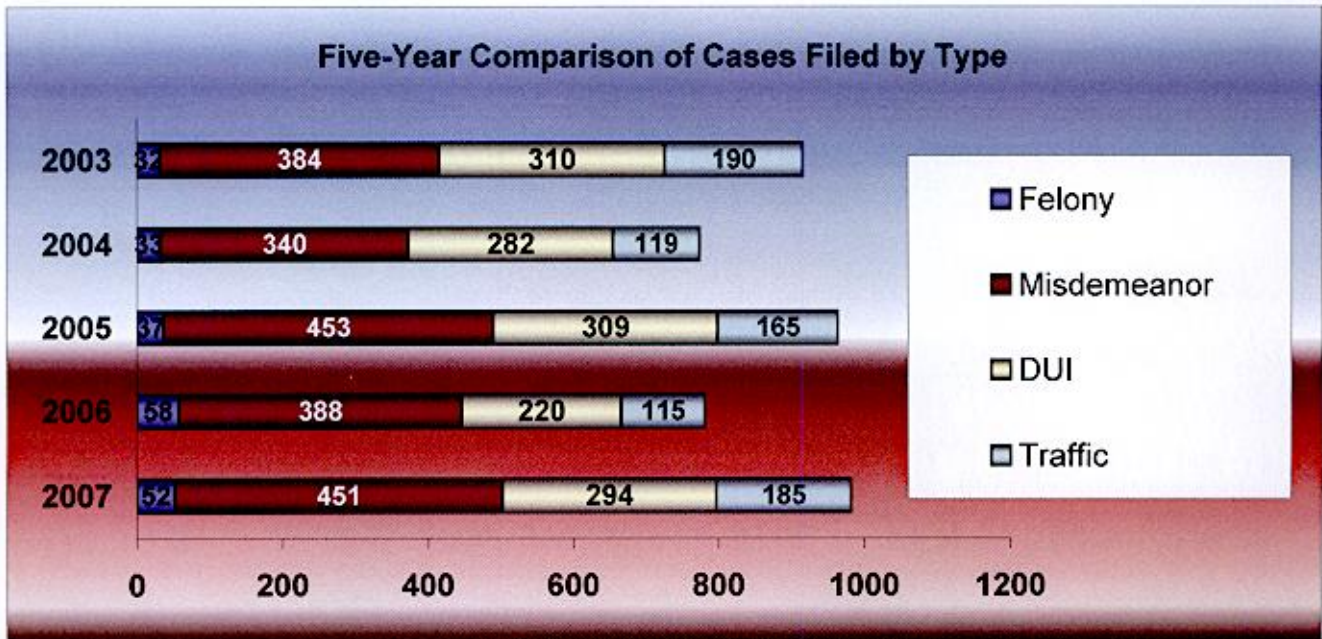
¹These figures are based in part on the City of Mason's Combined YTD Expenses for the Month Ending 12/31/05, 12/31/06, 12/31/07

²These figures are based in part on Warren County's YTD Monthly Expenditures for the Month Ending 12/31/05, 12/31/06 and 12/31/07

III. Probation Department Report

Statistics

Five-Year Comparison of Probation Cases

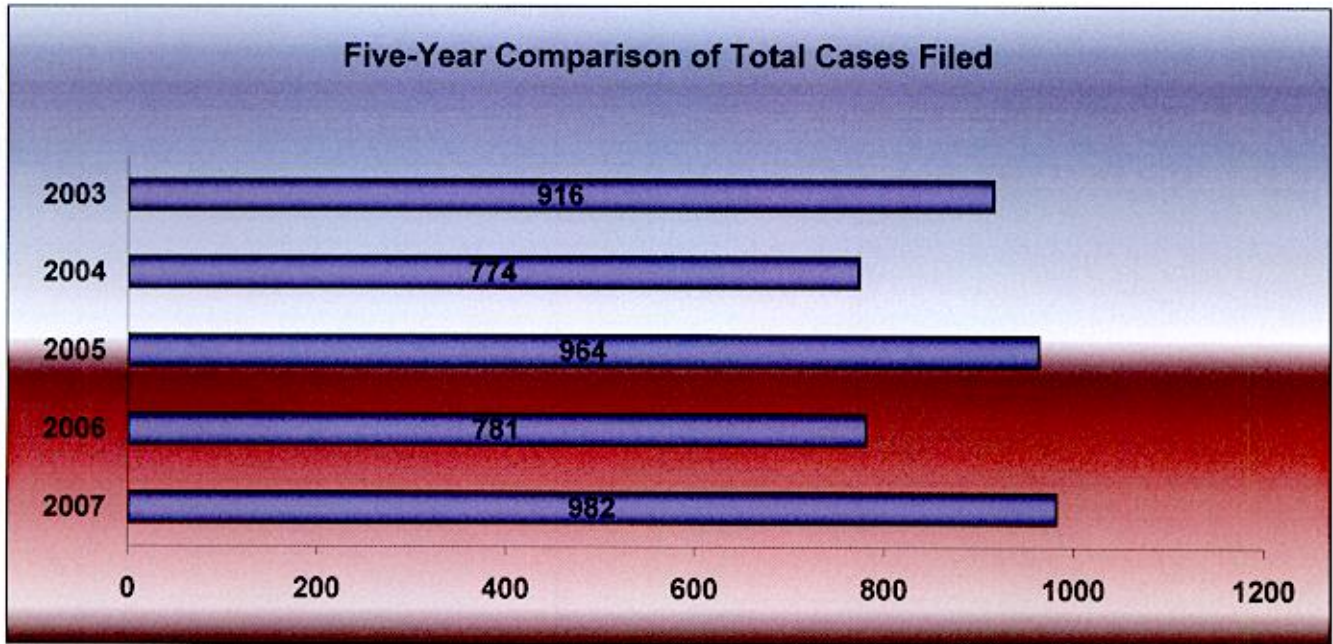


Year	Felony	Misdemeanor	DUI	Traffic	Total
2007	52	451	294	185	982
2006	58	388	220	115	781
2005	37	453	309	165	964
2004	33	340	282	119	774
2003	32	384	310	190	916

III. Probation Department Report

Statistics

Five-Year Comparison of Probation Cases (Cont'd)



	2007	2006	2005	2004	2003	2007 Over/ (Under) 2006
Entered Program	982	781	964	774	916	201
Pretrial Supervision	131	112	45	45	2	19
Pretrial Diversion	0	0	2	113	79	0
Successful Completion	1312	744	634	412	226	568