

MASON MUNICIPAL COURT

2010 ANNUAL REPORT



HON. D. ANDREW BATSCHE, JUDGE
TRIP H. H. BODLEY, CLERK OF COURT



Mason Municipal Court

Mayor and Members of the Mason City Council
Warren County Board of Commissioners
Residents of the City of Mason and Deerfield Township

Dear City Council Members, Board of Commissioners, and residents,

As required by state law, the Mason Municipal Court presents the 2010 Annual Report. We hope that you will find the financial and statistical information helpful as you review the operation of the court for the year 2010. We appreciate the resources and funding necessary to provide a fair, accessible, and efficient municipal court to the residents of Mason and Deerfield Township.

Inside you will find a detailed report of cases filed, dollars spent, and performance measurements. You will see the court handled eleven percent more cases, spent fewer dollars, and sustained efficiency. I applaud the court staff for another year of doing “more with less” and doing it better.

The court also made strides in the area of accessibility by making it easier to pay traffic citations through web payments. In addition, the court entered into agreements to share case information with regional and state justice partners by connecting to regional and state databases to better inform decision making.

Our invitation to stop by to visit or ask questions always remains open.

Sincerely,

Judge D. Andrew Batsche

Cc: Board of Trustees, Deerfield Township

Table of Contents

Welcome from Judge D. Andrew Batsche.....	1
Table of Contents	2

INTRODUCTION

Court Background.....	3
Court Staff Directory	4

CLERK OF COURT'S REPORT

Statistics

Five-Year Comparison of Cases Filed in Each Division	6
Terminations	8
Five-Year Comparison of Cases Sealed	8
Five-Year Comparison of Jury Trials	8
Five-Year Comparison of OVI Cases	8
Five-Year Comparison of Cases Filed in Criminal/Traffic Division by Agency ..	9
Type of Cases Filed in Criminal/Traffic Division by Agency.....	9
Annual Caseload History	10
Five-Year Comparison of Caseload Increase	10

Financial

Four-Year Comparison of Combined Receipts and Disbursements	11
Schedule A—Financial Statement of Criminal/Traffic Division	
Four-Year Comparison of Disbursements	12
Four-Year Comparison of Disbursements (Cont'd)	13
Schedule B—Financial Statement of Civil Division	
Four-Year Comparison of Receipts and Disbursements.....	14
Three-Year Comparison of Court Expenses	
City of Mason General Fund.....	15
Other Court Funds.....	16
Warren County Share of Salaries.....	17

PROBATION DEPARTMENT REPORT

Statistics

Five-Year Comparison of Probation Cases.....	18
Five-Year Comparison of Probation Cases (Cont'd).....	19

APPENDIX A

Court Performance Measures

Clearance Rates.....	20
Age of Active Pending Cases	22

Court Background

Mason Municipal Court was established on January 1, 1965 pursuant to Ohio Revised Code §1901.02. The territorial jurisdiction for this southwest Ohio court includes the City of Mason and Deerfield Township in Warren County, Ohio. All requirements for the municipal court are established through state law and the Ohio judicial system. The municipal court judge is elected by the voters of Mason and Deerfield Township and serves a six-year term.

Mason Municipal Court was originally located in historic downtown Mason at 202 W. Main Street from 1965-2002. It was relocated to the new Municipal building when it was completed in October of 2002 at 5950 Mason-Montgomery Road.

Our current judge, the Honorable D. Andrew Batsche, was elected in November 2007 and took the bench on January 1, 2008. Judge D. Andrew Batsche fulfills a family legacy, as his father, the Honorable Judge David K. Batsche, served faithfully for thirty years.

Since the Court's establishment, there has been a total of four Judges serve on the bench. Judge John Zopff served as the first judge for one term from 1965-1971. Following that, Judge David K. Batsche served five terms (30 years) and retired in 2001. Judge George Parker took the bench after Judge Batsche's retirement and served until October 2007.

With the growing population in the City of Mason and Deerfield Township—a combined population of nearly 67,000 according to the 2010 census—there is also an ever increasing desire and renewed effort to provide a fair, accessible, and efficient forum to safely resolve disputes, preserve individual rights, and promote public safety according to the rule of law.

Court Staff Directory

2010 Judicial Officers

Judge	D. Andrew Batsche
Chief Magistrate	Eddie Lawson
Magistrate - Civil	Thomas Condit

Clerk of Court's Staff

Clerk of Court/Court Administrator	Trip H. H. Bodley
Chief Court Officer	Angela Mustard
Chief Deputy Clerk	Debra Gardner
Deputy Clerk - Special Projects/Fiscal	Angie Wells
Assignment/Jury Commissioner	Barb Jones
Deputy Clerk - Civil	Barb Patterson
Deputy Clerk - Civil (Part-time)	Megan Ricketts
Deputy Clerk - Criminal	Mary Ann Butcher
Deputy Clerk - Criminal	Shannon Mahoney
Deputy Clerk - Criminal	Tiffany McClure
Deputy Clerk - Criminal	Arleen Eysoldt
Deputy Bailiff	Chris Ulland

Probation Department

Chief Probation Officer	Angela Mustard
Deputy Probation Officer	Bill Chapman
Deputy Probation Officer	Thomas Dedrick
Deputy Probation Officer	Carol Reynolds

Court Staff



Magistrate Thomas W. Condit



Hon. D. Andrew Batsche, Judge



Magistrate Eddie Lawson



From Left to Right:
William Chapman, Carol Reynolds, Angela Mustard, Tom Dedrick.

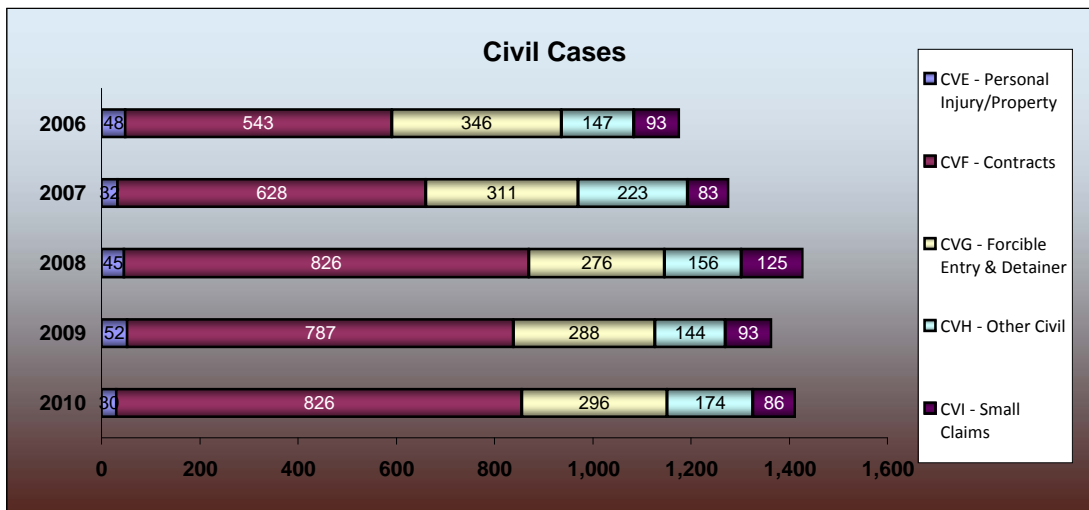
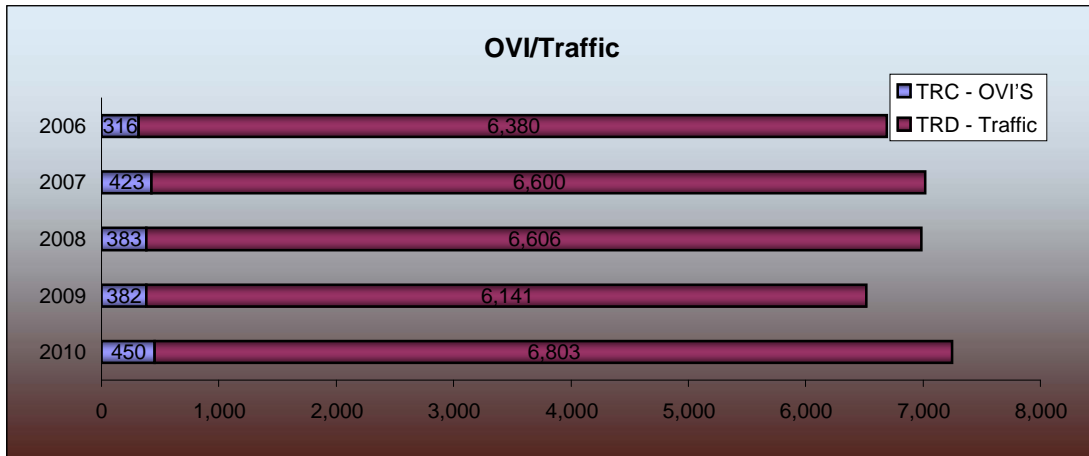


From Left to Right: Chris Ulland, Tiffany McClure, Megan Ricketts, Arleen Eysoldt, Mary Ann Butcher, Shannon Mahoney, Barb Jones, Debra Gardner, Angie Wells, Barb Patterson, Amber James, and Trip Bodley.

II. Clerk of Court's Report

A. Statistics

Five-Year Comparison of Cases Filed in Each Division



II. Clerk of Court's Report

A. Statistics

Five-Year Comparison of Cases Filed in Each Division

	2010	2009	2008	2007	2006
CRIMINAL CASES FILED					
CRA - Felonies	198	214	238	245	182
CRB - Misdemeanors	1,224	978	1,311	1,280	1,140
Total Criminal Cases Filed	1,422	1,192	1,549	1,525	1,322

TRAFFIC CASES FILED					
TRC - OVI'S	450	382	383	423	316
TRD - Traffic	6,803	6,141	6,606	6,600	6,380
Total Traffic Cases Filed	7,253	6,523	6,989	7,023	6,696

Total Traffic & Criminal	8,675	7,715	8,538	8,548	8,018
-------------------------------------	--------------	--------------	--------------	--------------	--------------

CIVIL CASES FILED					
CVE - Personal Injury/Property	30	52	45	32	48
CVF - Contracts	826	787	826	628	543
CVG - Forcible Entry & Detainer	296	288	276	311	346
CVH - Other Civil	174	144	156	223	147
CVI - Small Claims	86	93	125	83	93
CVM - Mediations	0	0	0	0	0
Total Civil Cases Filed	1,412	1,364	1,428	1,277	1,177

TOTAL CASES FILED	10,087	9,079	9,966	9,825	9,195
--------------------------	---------------	--------------	--------------	--------------	--------------

II. Clerk of Court's Report

A. Statistics

Terminations

	Total Pending (Dec. 2009)	New Filings (2010)	Terminations (2010)	Total Pending (Dec. 2010)
CRA - Felonies	5	198	196	7
CRB - Misdemeanors	100	1,224	1,118	206
TRC - DUI'S	67	450	462	55
TRD - Traffic	240	6,803	6,791	252
CVE - Personal Injury	21	30	36	15
CVF - Contracts	284	826	796	314
CVG - F.E.D.	41	296	287	50
CVH - Other Civil	9	174	154	29
CVI - Small Claims	29	86	94	21
CVM - Mediations	0	0	0	0
Total	796	10,087	9,934	949

Five-Year Comparison of Cases Sealed

2010	2009	2008	2007	2006
83	52	49	31	23

Five-Year Comparison of Jury Trials

2010	2009	2008	2007	2006
0	11	14	15	5

Six-Year Comparison of Operating a Vehicle While Under the Influence (OVI) Cases

Year	Total Cases	Convicted	Reduced	Dismissed	Transferred	Pending
2010	450	268	158	21	6	55
2009	382	276	75	16	6	67
2008	383	260	86	16	9	70
2007	423	202	91	25	5	111
2006	316	175	76	18	0	63
2005	356	188	87	21	6	56

II. Clerk of Court's Report

A. Statistics

Five-Year Comparison of Cases Filed in Criminal/Traffic Division by Agency

Agency	2010	2009	2008	2007	2006
City Fire Department	0	0	0	0	0
County Dog Warden	41	42	71	54	47
County Natural Resources	2	4	9	6	1
County Zoning	0	0	0	0	0
WCSCO-Deerfield Township	1,793	1,959	2,338	3101	2793
Individual City Code	0	0	37	14	119
Individual State Code	15	21	88	44	19
King's Island	139	108	63	79	129
Mason Police Department	3,730	3,126	3,547	3608	2694
Ohio State Patrol	2,754	2,423	2,269	1624	2189
Probation	183	7	43	0	0
State Liquor Control	0	0	1	2	4
State Case	1	6	0	4	13
Warren County Sheriff	1	11	3	7	3
Other	16	8	69	5	7
Total	8,675	7,715	8,538	8,548	8,018

Type of Cases Filed in Criminal/Traffic Division by Agency for 2010

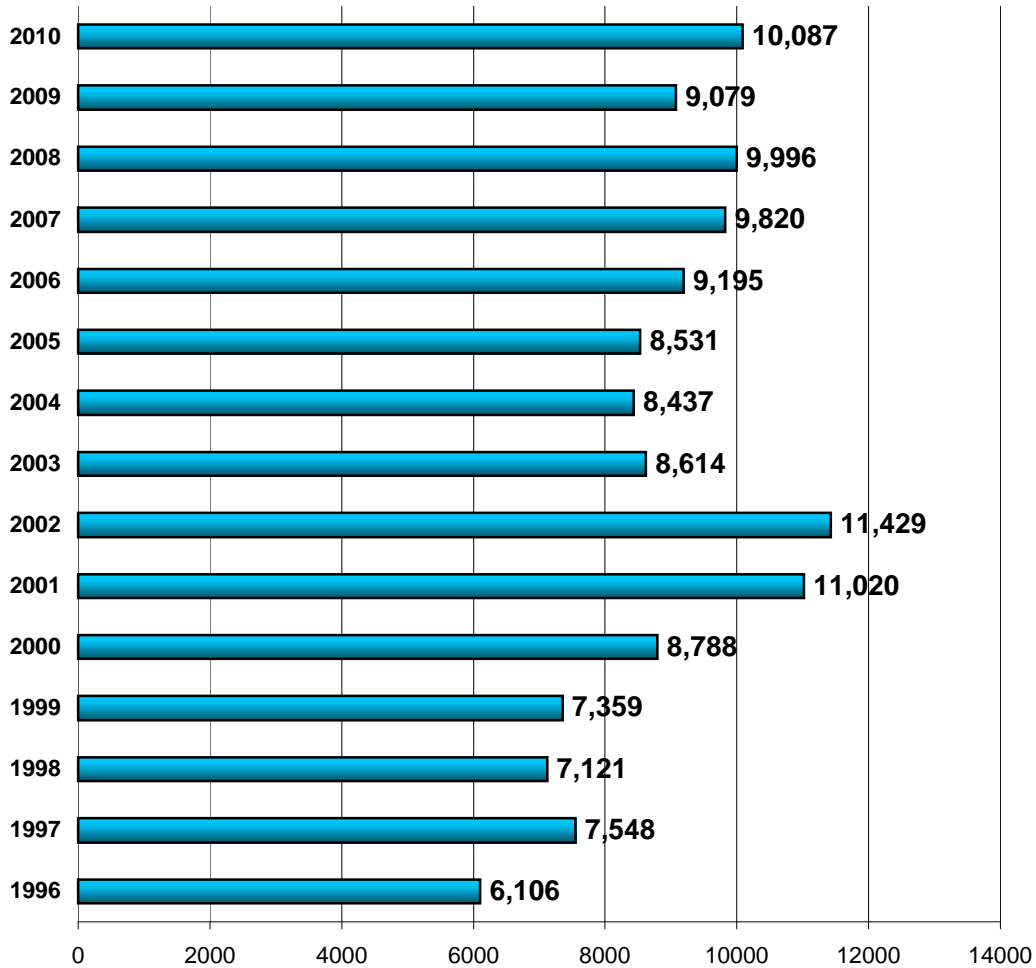
Agency	CRA Criminal Felony	CRB Criminal Misdemeanor	TRC OVI's	TRD Traffic	Total
City Fire Department	0	0	0	0	0
County Dog Warden	0	41	0	0	41
Ohio Dept. of Natural Resources	0	2	0	0	2
County Zoning	0	0	0	0	0
WCSCO-Deerfield Township	113	437	75	1,168	1,793
Individual City Code	0	0	0	0	0
Individual State Code	0	15	0	0	15
King's Island	3	136	0	0	139
Mason Police Department	70	365	128	3,167	3,730
Ohio State Patrol	11	44	247	2,452	2,754
City Tax	0	183	0	0	183
State Liquor Control	0	0	0	0	0
State Case	0	1	0	0	1
Warren County Sheriff	1	0	0	0	1
Other	0	0	0	16	16
Total	198	1,224	450	6,803	8,675

II. Clerk of Court's Report

A. Statistics

Annual Caseload History

15-Year Comparison of Total Cases



Five-Year Comparison of Caseload Increase

	2010	2009	2008	2007	2006
Total Cases	10,087	9,079	9,996	9,820	9,195
Percent Increase from 2006	9.7%	-1.3%	8.7%	6.8%	0.0%
Annual Percent Increase	11.1%	-9.2%	1.8%	6.8%	-24.6%

II. Clerk of Court's Report

B. Financial

Four-Year Comparison of Combined Receipts and Disbursements (Criminal and Civil)

Receipts

	2010	2009	2008	2007	2010 over/ (under) 2009
Criminal Division	\$ 2,087,746.99	\$ 1,909,171.63	\$ 1,966,384.63	\$ 1,738,273.03	\$ 178,575.36
Civil Division	\$ 576,938.25	\$ 505,341.23	\$ 418,319.00	\$ 325,439.09	\$ 71,597.02
Total Receipts	\$ 2,664,685.24	\$ 2,414,512.86	\$ 2,384,703.63	\$ 2,063,712.12	\$ 250,172.38

Disbursements

	2010	2009	2008	2007	2010 over/ (under) 2009
City of Mason					
Criminal Division (Schedule A)	\$ 1,255,657.41	\$ 1,151,535.84	\$ 1,198,270.05	\$ 1,005,388.80	\$ 104,121.57
Civil Division (Schedule B)	\$ 158,224.37	\$ 118,518.14	\$ 141,159.87	\$ 110,367.00	\$ 39,706.23
Total	\$ 1,413,881.78	\$ 1,270,053.98	\$ 1,109,210.60	\$ 1,016,051.85	\$ 143,827.80

State of Ohio					
Criminal Division (Schedule A)	\$ 434,792.47	\$ 325,074.02	\$ 285,612.46	\$ 389,174.34	\$ 109,718.45
Civil Division (Schedule B)	\$ 35,523.29	\$ 33,599.61	\$ 35,082.65	\$ 31,137.48	\$ 1,923.68
Total	\$ 470,315.76	\$ 358,673.63	\$ 408,171.59	\$ 225,420.98	\$ 111,642.13

Warren County					
Criminal Division (Schedule A)	\$ 106,117.45	\$ 117,215.24	\$ 156,398.92	\$ 172,182.67	\$ (11,097.79)

Other Disbursements					
Criminal Division (Schedule A)	\$ 104,965.28	\$ 115,920.73	\$ 115,920.73	\$ 151,723.47	\$ (10,955.45)

Garnishments					
Civil Division (Schedule B)	\$ 385,060.52	\$ 269,904.68	\$ 269,904.68	\$ 194,511.59	\$ 115,155.84

Total Disbursements	\$ 2,480,340.79	\$ 2,131,768.26	\$ 2,003,140.18	\$ 1,759,890.56	\$ 348,572.53
----------------------------	------------------------	------------------------	------------------------	------------------------	----------------------

II. Clerk of Court's Report

B. Financial

Schedule A--Financial Statement for Criminal Division Four-Year Comparison of Disbursements

	2010	2009	2008	2007	2010 over/ (under) 2009
City of Mason					
City Ordinance/Traffic	\$227,065.60	\$209,764.83	\$249,475.63	\$218,798.08	\$17,300.77
OSP other	\$3,262.44	\$5,174.20	\$3,518.40	\$2,047.60	(\$1,911.76)
OSP 45%	\$34,186.89	\$26,241.38	\$25,192.97	\$16,642.02	\$7,945.51
Court Cost	\$381,187.55	\$318,975.52	\$345,796.93	\$249,939.90	\$62,212.03
Computer Education	\$24,084.00	\$16,580.00	\$18,372.00	\$17,165.00	\$7,504.00
Special Projects	\$189,664.94	\$205,559.34	\$226,728.38	\$212,206.50	(\$15,894.40)
Probation	\$213,355.07	\$233,662.01	\$185,011.33	\$207,537.28	(\$20,306.94)
Translator	\$0.00	\$0.00	\$0.00	\$45.00	\$0.00
Computer Cost	\$79,604.57	\$49,891.00	\$55,307.75	\$51,587.00	\$29,713.57
Mileage	\$22,757.17	\$27,294.05	\$41,531.91	\$40,977.50	(\$4,536.88)
Indigent Driver Alcohol	\$7,081.88	\$6,550.62	\$8,058.50	\$4,977.50	\$531.26
Drug Law Enforcement	\$3,813.75	\$2,403.50	\$4,943.00	\$2,876.50	\$1,410.25
Prisoner House	\$0.00	\$42.00	\$1,162.45	\$276.75	(\$42.00)
Law Enforcement Ed.	\$2,478.00	\$1,670.50	\$2,424.50	\$1,825.00	\$807.50
Lock Bar	\$150.00	\$50.00	\$60.00	\$0.00	\$100.00
Public Defender	\$200.00	\$0.00	\$334.00	\$686.00	\$200.00
Expungements	\$630.00	\$497.00	\$587.00	\$420.00	\$133.00
Jury	\$2,362.00	\$2,425.00	\$7,175.50	\$2,529.00	(\$63.00)
SP Alcohol Monitoring	\$12,159.00	\$0.00	\$0.00	\$0.00	\$12,159.00
Jail Costs	\$51,614.55	\$44,754.89	\$22,589.80	\$8,367.49	\$6,859.66
Total	\$1,255,657.41	\$1,151,535.84	\$1,198,270.05	\$1,038,904.12	\$104,121.57
County of Warren					
Other Sheriff	\$1,649.73	\$1,728.55	\$2,024.60	\$1,304.40	(\$78.82)
Overload	\$9,291.00	\$15,640.75	\$17,964.50	\$22,491.50	(\$6,349.75)
OSP 10%	\$17,282.73	\$13,221.26	\$12,866.99	\$8,600.91	\$4,061.47
OSP Other	\$16,723.00	\$18,231.99	\$26,545.79	\$22,635.18	(\$1,508.99)
Local Sheriff	\$39,243.38	\$50,607.37	\$72,768.11	\$60,348.66	(\$11,363.99)
Sheriff Miscellaneous	\$4,231.11	\$1,937.32	\$1,313.68	\$614.51	\$2,293.79
Liquor	\$1,450.00	\$939.50	\$3,124.75	\$3,587.75	\$510.50
Dog	\$2,540.00	\$4,983.00	\$7,679.00	\$4,308.00	(\$2,443.00)
Expungements	\$940.00	\$577.00	\$220.00	\$220.00	\$363.00
Prisoner House	\$0.00	\$370.00	\$409.00	\$1,050.00	(\$370.00)
KI Drug Education	\$151.00	\$0.00	\$100.00	\$100.00	\$151.00
Indigent Driver	\$305.50	\$250.00	\$250.00	\$307.00	\$55.50
Drug Education	\$2,949.00	\$4,724.00	\$2,850.00	\$3,870.00	(\$1,775.00)
KI Law Enforcement	\$0.00	\$0.00	\$0.00	\$0.00	\$0.00
Indigent App. Fee	\$9,241.00	\$4,004.50	\$8,162.50	\$7,532.00	\$5,236.50
Public Def. Reimb	\$120.00	\$0.00	\$120.00	\$606.00	\$120.00
Total	\$106,117.45	\$117,215.24	\$156,398.92	\$137,575.91	(\$11,097.79)

II. Clerk of Court's Report

B. Financial

Schedule A--Financial Statement for Criminal Division Four-Year Comparison of Disbursements

	2010	2009	2008	2007	2010 over/ (under) 2009
State of Ohio					
State 45%	\$90,415.12	\$72,511.84	\$68,670.12	\$45,041.45	\$17,903.28
Expungement	\$2,370.00	\$1,620.00	\$915.00	\$1,003.00	\$750.00
Pharmacy	\$5,331.25	\$4,074.25	\$8,454.68	\$11,331.00	\$1,257.00
Victim of Crime & Gen. Revenue	\$73,713.10	\$146,447.93	\$174,952.57	\$164,337.00	(\$72,734.83)
Seatbelt	\$9,762.00	\$10,425.00	\$11,864.00	\$11,667.00	(\$663.00)
Liquor	\$1,150.00	\$889.50	\$3,874.75	\$4,437.75	\$260.50
OSP Law Enforcement Education	\$2,775.00	\$2,167.00	\$2,258.00	\$1,083.00	\$608.00
OSP Drug	\$550.00	\$500.00	\$829.50	\$200.00	\$50.00
ODNR	\$0.00	\$85.00	\$765.00	\$200.00	(\$85.00)
Child Safety	\$384.00	\$440.00	\$525.00	\$594.00	(\$56.00)
State Suspension	\$158.00	\$183.00	\$315.00	\$465.00	(\$25.00)
State Ind. Driver Alc.	\$10,337.23	\$7,460.25	\$1,264.50	\$0.00	\$2,876.98
Criminal Justice Services	\$24,120.23	\$17,407.25	\$2,950.50	\$0.00	\$6,712.98
Indigent Defense Support Fund	\$213,581.54	\$60,538.00	\$7,330.00	\$0.00	\$153,043.54
Warrant Blocks	\$145.00	\$325.00	\$643.84	\$880.08	(\$180.00)
Total	\$434,792.47	\$325,074.02	\$285,612.46	\$241,239.28	\$109,718.45
Other					
Deerfield DUI Law Enforcement	\$1,719.50	\$2,325.00	\$4,306.00	\$2,455.00	(\$605.50)
Deerfield Township	\$64,600.63	\$82,586.60	\$116,263.38	\$103,783.59	(\$17,985.97)
Warren County Sheriff	\$4,458.26	\$4,778.25	\$5,961.12	\$4,187.39	(\$319.99)
Law Library	\$34,186.89	\$26,230.88	\$25,192.97	\$16,642.02	\$7,956.01
Total	\$104,965.28	\$115,920.73	\$151,723.47	\$127,068.00	(\$10,955.45)
Total Disbursements	\$1,901,532.61	\$1,709,745.83	\$1,792,004.90	\$1,544,787.31	\$191,786.78

II. Clerk of Court's Report

B. Financial

Schedule B--Financial Statement for Civil Division Four-Year Comparison of Receipts and Disbursements

	<u>2010</u>	<u>2009</u>	<u>2008</u>	<u>2007</u>	<u>2010 over/ (under) 2009</u>
RECEIPTS					
Total Receipts	\$576,938.25	\$505,341.23	\$418,319.00	\$325,439.09	\$71,597.02
Open Deposits (Jan. 10)	\$3,269.20	\$25,147.75	\$21,775.93	\$20,733.43	(\$21,878.55)
Total	\$580,207.45	\$530,488.98	\$440,094.93	\$346,172.52	\$49,718.47
DISBURSEMENTS					
City of Mason	\$102,698.91	\$99,555.11	\$67,411.50	\$63,304.02	\$3,143.80
Computer Fund	\$14,047.00	\$8,154.00	\$8,610.00	\$7,134.00	\$5,893.00
Computer Ed. Fund	\$4,197.00	\$1,359.00	\$1,435.00	\$1,175.00	\$2,838.00
Special Projects Fund	\$37,281.46	\$32,091.76	\$32,910.50	\$27,154.50	\$5,189.70
	\$158,224.37	\$141,159.87	\$110,367.00	\$98,767.52	\$17,064.50
State of Ohio	\$35,523.29	\$33,599.61	\$35,082.65	\$31,137.48	\$1,923.68
Garnishments>Returns	\$385,060.52	\$352,711.32	\$269,904.68	\$194,511.59	\$32,349.20
Adjustments	(\$2,675.08)	(\$251.02)	(\$407.15)	(\$20.00)	(\$2,424.06)
Open Deposits (Dec. 10)	\$4,074.35	\$3,269.20	\$25,147.75	\$21,775.93	\$805.15
	\$421,983.08	\$389,329.11	\$329,727.93	\$247,405.00	\$32,653.97
Total Disbursements	\$580,207.45	\$530,488.98	\$440,094.93	\$346,172.52	\$49,718.47

II. Clerk of Court's Report

B. Financial

Three-Year Comparison of Court Expenses City of Mason General Fund¹

<u>Personnel</u>	2010	2009	2008	2010 over/ (under) 2009
Court Salaries-Wages	\$425,630.55	\$445,177.66	\$429,251.47	(\$19,547.11)
Retirement	\$61,055.16	\$59,434.68	\$58,360.28	\$1,620.48
Medical Insurance	\$133,000.00	\$133,000.00	\$112,000.00	\$0.00
Wellness	\$4,118.00	\$0.00	\$0.00	\$4,118.00
Medicare	\$6,069.39	\$6,330.26	\$6,157.84	(\$260.87)
Workmen's Compensation	\$10,517.51	\$14,305.22	\$9,099.28	(\$3,787.71)
Subtotal	\$640,390.61	\$658,247.82	\$614,868.87	(\$17,857.21)
 <u>Employee Development</u>				
Training/Meeting Expense	\$2,781.29	\$3,012.53	\$2,086.87	(\$231.24)
Membership/Subscriptions	\$1,360.00	\$995.00	\$1,197.00	\$365.00
Subtotal	\$4,141.29	\$4,007.53	\$3,283.87	\$133.76
 <u>Contractual Services</u>				
Telephone/Pager	\$14,358.13	\$14,380.84	\$22,227.49	(\$22.71)
Rents & Leases	\$0.00	\$0.00	\$3,789.18	\$0.00
Professional Services	\$15,628.82	\$18,532.11	\$13,363.37	(\$2,903.29)
Legal Services	\$0.00	\$0.00	\$0.00	\$0.00
Contracts/Agreements	\$41,390.02	\$40,826.33	\$34,363.63	\$563.69
Insurance	\$11,925.98	\$12,386.42	\$12,000.00	(\$460.44)
Printing Advertising	\$0.00	\$159.92	\$142.17	(\$159.92)
Fuel	\$1,100.45	\$1,327.98	\$0.00	(\$227.53)
Prisoner Expense	\$0.00	\$182.00	\$234.00	(\$182.00)
Subtotal	\$84,403.40	\$87,795.60	\$86,119.84	(\$3,392.20)
 <u>Supplies and Materials</u>				
Office Supplies	\$8,664.68	\$8,000.00	\$9,378.84	\$664.68
Operational Supplies	\$8,617.92	\$10,189.79	\$16,535.11	(\$1,571.87)
Repairs & Maintenance	\$596.29	\$254.44	\$315.77	\$341.85
Small Tools/Minor Equipment	\$0.00	\$0.00	\$0.00	\$0.00
Postage	\$14,885.23	\$14,297.41	\$12,364.41	\$587.82
Subtotal	\$32,764.12	\$32,741.64	\$38,594.13	\$22.48
 <u>Capital Outlay</u>				
Buildings & Bldg. Imp.	\$0.00	\$0.00	\$0.00	\$0.00
Fixtures & Office Machines	\$0.00	\$0.00	\$0.00	\$0.00
Computers/Comp. Equipment	\$0.00	\$0.00	\$0.00	\$0.00
Machinery & Equipment	\$0.00	\$0.00	\$0.00	\$0.00
Computer	\$0.00	\$0.00	\$0.00	\$0.00
Subtotal	\$0.00	\$0.00	\$0.00	\$0.00
 <u>Refunds and Remittances</u>				
Refunds	\$125.00	\$0.00	\$0.00	\$125.00
Remittances to Law Library	\$0.00	\$0.00	\$0.00	\$0.00
Subtotal	\$125.00	\$0.00	\$0.00	\$125.00
Total Mason General Fund	\$761,824.42	\$782,792.59	\$742,866.71	-\$20,968.17

II. Clerk of Court's Report

B. Financial

Three-Year Comparison of Court Expenses

Other Court Funds¹

<u>Indigent Alc. Driver Fund</u>	<u>2010</u>	<u>2009</u>	<u>2008</u>	<u>2010 over/ (under) 2009</u>
Professional Services	\$31,726.49	\$24,129.92	\$2,441.52	\$7,596.57
Total	\$31,726.49	\$24,129.92	\$2,441.52	\$7,596.57
 <u>Clerk Computer Fund</u>				
Court Salaries-Wages	\$0.00	\$0.00	\$0.00	\$0.00
Retirement	\$0.00	\$0.00	\$2,108.32	\$0.00
Medical Insurance	\$0.00	\$0.00	\$0.00	\$0.00
Medicare	\$0.00	\$0.00	\$191.18	\$0.00
Workmen's Compensation	\$0.00	\$439.47	\$109.63	(\$439.47)
Training Meeting Expense	\$0.00	\$0.00	\$0.00	\$0.00
Computer Equipment	\$5,533.62	\$0.00	\$749.95	\$5,533.62
Rents and Leases	\$4,538.74	\$4,138.85	\$5,177.99	\$399.89
Office Supplies	\$0.00	\$0.00	\$0.00	\$0.00
Operational Supplies	\$170.35	\$135.00	\$49.99	\$35.35
Contracts/Agreements	\$25,442.00	\$20,375.33	\$0.00	\$5,066.67
Repairs/Improvements	\$9,239.46	\$2,434.50	\$6,460.00	\$6,804.96
Small Tools/Minor Equipment	\$7,327.19	\$0.00	\$0.00	\$7,327.19
Computers/Computer Equip.	\$2,018.75	\$0.00	\$0.00	\$2,018.75
Total	\$54,270.11	\$27,523.15	\$14,847.06	\$26,746.96
 <u>Court Computerization Fund</u>				
Operational Expenses	\$11,712.00	\$11,047.00	\$8,922.00	\$665.00
Contracts/Agreements	\$0.00	\$0.00	\$0.00	\$0.00
Training Meeting Expense	\$0.00	\$0.00	\$0.00	\$0.00
Computers/Computer Equip.	\$0.00	\$0.00	\$0.00	\$0.00
Total	\$11,712.00	\$11,047.00	\$8,922.00	\$665.00
 <u>Special Projects Fund</u>				
Court Salaries-Wages	\$102,859.81	\$108,952.82	\$89,608.23	(\$6,093.01)
Retirement	\$14,200.02	\$14,296.77	\$12,745.77	(\$96.75)
Medical Insurance	\$35,000.00	\$42,000.00	\$70,000.00	(\$7,000.00)
Employee Wellness	\$548.16	\$847.60	\$0.00	(\$299.44)
Medicare	\$793.45	\$899.93	\$630.32	(\$106.48)
Workmen's Compensation	\$2,574.06	\$2,986.28	\$4,385.19	(\$412.22)
Capital Improvements	\$10,727.10	\$0.00	\$0.00	\$10,727.10
Furniture/Fixtures	\$8,413.69	\$0.00	\$0.00	\$8,413.69
Repairs/Maintenance	\$1,446.65	\$0.00	\$0.00	\$1,446.65
Professional Services	\$0.00	\$901.25	\$1,472.50	(\$901.25)
Small Tools	\$2,599.24	\$0.00	\$0.00	\$2,599.24
Contracts/Agreements	\$17,389.80	\$36,006.18	\$20,382.50	(\$18,616.38)
Operational Supplies	\$751.72	\$985.02	\$1,935.72	(\$233.30)
Total	\$197,303.70	\$207,875.85	\$201,160.23	(\$12,018.80)
 <u>Vehicle Immobilization Fund</u>				
Professional Services	\$0.00	\$0.00	\$0.00	\$0.00
Supplies & Materials	\$0.00	\$0.00	\$0.00	\$0.00
Total	\$0.00	\$0.00	\$0.00	\$0.00

II. Clerk of Court's Report

B. Financial

Three-Year Comparison of Court Expenses Other Court Funds (Cont'd)¹

<u>Probation Fund</u>	<u>2010</u>	<u>2009</u>	<u>2008</u>	<u>2010 over/ (under) 2009</u>
Court Salaries-Wages	\$111,325.71	\$122,528.82	\$113,362.40	(\$11,203.11)
Retirement	\$15,370.00	\$18,094.00	\$15,373.76	(\$2,724.00)
Medical Insurance	\$28,000.00	\$42,000.00	\$28,000.00	(\$14,000.00)
Medicare	\$1,592.82	\$1,738.31	\$1,613.91	(\$145.49)
Workmen's Compensation	\$2,894.79	\$3,777.91	\$4,385.19	(\$883.12)
Training Meeting Expense	\$450.00	\$971.00	\$450.00	(\$521.00)
Professional Services	\$10,245.58	\$12,531.08	\$9,230.00	(\$2,285.50)
Membership/Subscriptions	\$245.00	\$170.00	\$150.00	\$75.00
Contracts/Agreements	\$3,000.00	\$2,770.00	\$11,953.21	\$230.00
Office Supplies	\$500.00	\$500.00	\$0.00	\$0.00
Postage	\$0.00	\$500.00	\$0.00	(\$500.00)
Prisoner Expense	\$0.00	\$0.00	\$0.00	\$0.00
Fuel	\$0.00	\$46.79	\$179.23	(\$46.79)
Operational Supplies	\$31.25	\$299.12	\$1,256.44	(\$267.87)
Total	\$173,655.15	\$205,927.03	\$185,954.14	(\$32,271.88)
Total Other Court Funds	\$468,667.45	\$476,502.95	\$413,324.95	(\$7,835.50)
Total City of Mason	\$1,230,491.87	\$1,259,295.54	\$1,156,191.66	(\$28,803.67)

Warren County Share of Salaries²

Salaries	\$82,435.09	\$81,059.60	\$76,210.57	\$1,375.49
Medicare	\$1,195.38	\$1,180.58	\$1,427.80	\$14.80
PERS	\$11,541.15	\$11,399.38	\$13,613.31	\$141.77
Total	\$95,171.62	\$93,639.56	\$91,251.68	\$1,532.06
Grand Total Expended	\$1,325,663.49	\$1,352,935.10	\$1,247,443.34	-\$27,271.61

These figures do not include the following expenses by the City of Mason: the costs of rent, utilities, or janitorial services supplied by the city for the municipal court and total approximately \$327,000.00 annually. \$25,000.00 in fees associated with legal counsel appointed to indigent defendants for violations of Mason ordinances is not included in the above figures. Also not included are the costs of court-appointed legal counsel which is charged by the county against the municipal court for state violations and totalled \$104,149.00 in 2010.

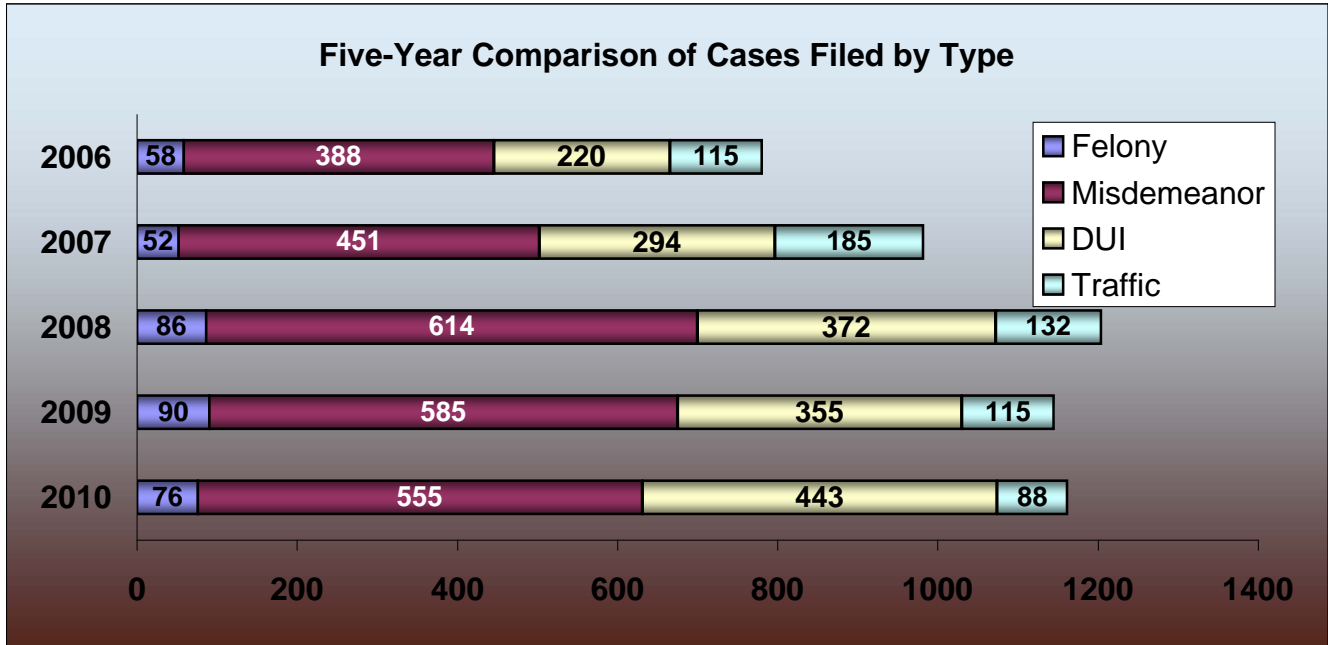
¹These figures are based in part on the City of Mason's Combined YTD Expenses for the Month Ending 12/31/08, 12/31/09, 12/31/10

²These figures are based in part on Warren County's YTD Expenditures for the Month Ending 12/31/08, 12/31/09 and 12/31/10

III. Probation Department Report

Statistics

Five-Year Comparison of Probation Cases

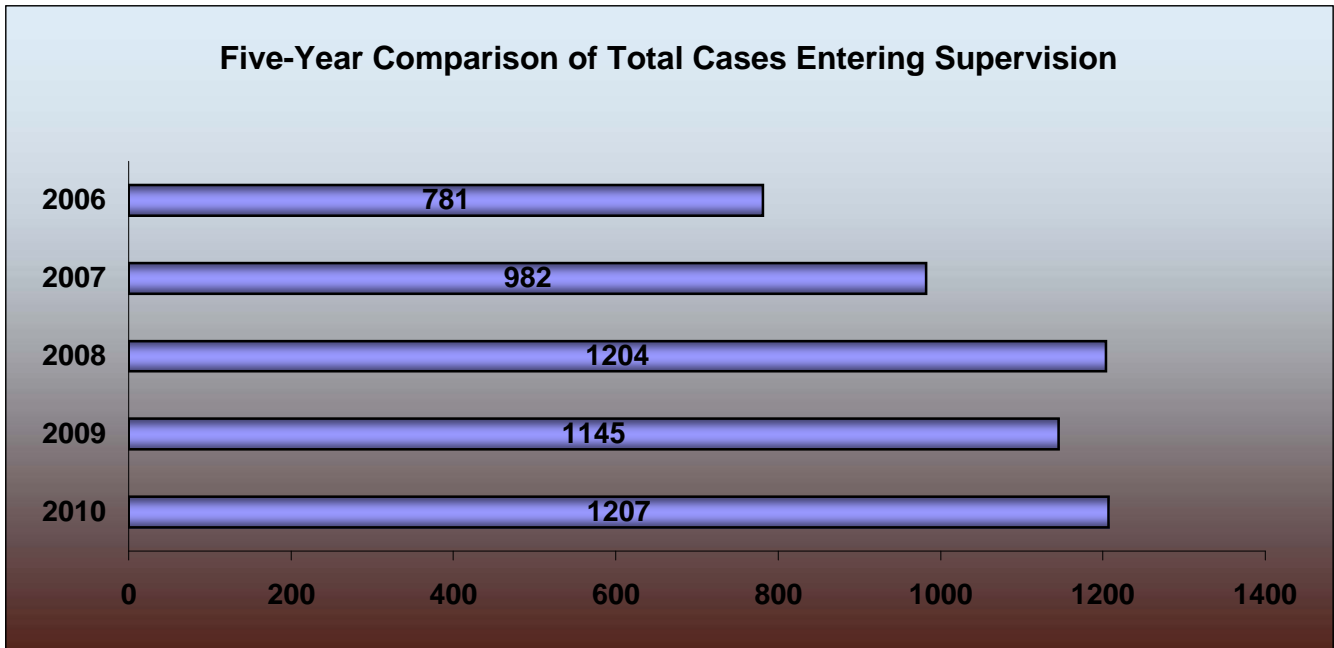


Year	Felony	Misdemeanor	DUI	Traffic	Total
2010	76	555	443	88	1162
2009	90	585	355	115	1145
2008	86	614	372	132	1204
2007	52	451	294	185	982
2006	58	388	220	115	781

III. Probation Department Report

Statistics

Five-Year Comparison of Probation Cases (Cont'd)



	2010	2009	2008	2007	2006	2010 Over/ (Under) 2009
Entered Supervision	1207	1145	1204	982	781	62
Pretrial Supervision	131	137	139	131	112	-6
Pretrial Diversion	158	103	156	0	0	55
Successful Completion	1461	1368	999	1312	744	93

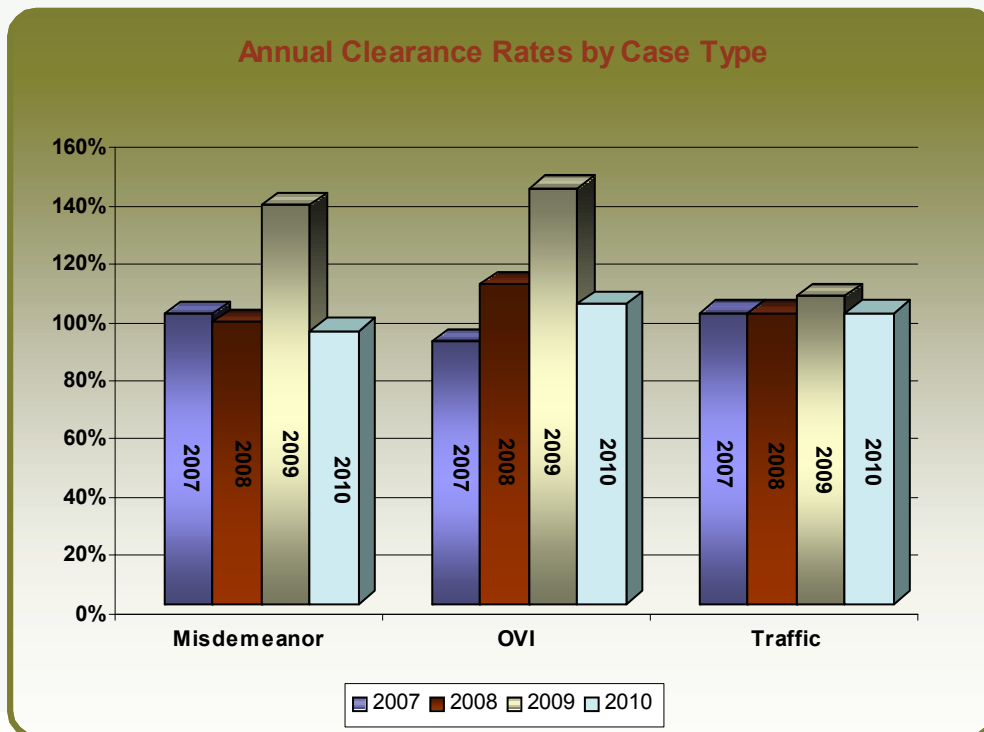
Appendix A: Court Performance Measures: Clearance Rates and Age of Active Pending Caseload

Introduction

“You can’t manage what you don’t measure,” goes the old adage. With the help of the National Center for State Courts and in conjunction with the Supreme Court of Ohio, in 2008, the Mason Municipal Court began implementing outcome-focused performance measures to assess how well current operations and programs contribute to meeting our mission. Two of those measurements, *Clearance Rates* and *Age of Active Pending Caseload*, specifically help us when measuring the efficiency of the court. An explanation of each of those measurements can be found below followed by the results of our study. Not all categories of cases have been included in the study; however those cases comprising the large majority of our caseload can be reviewed.

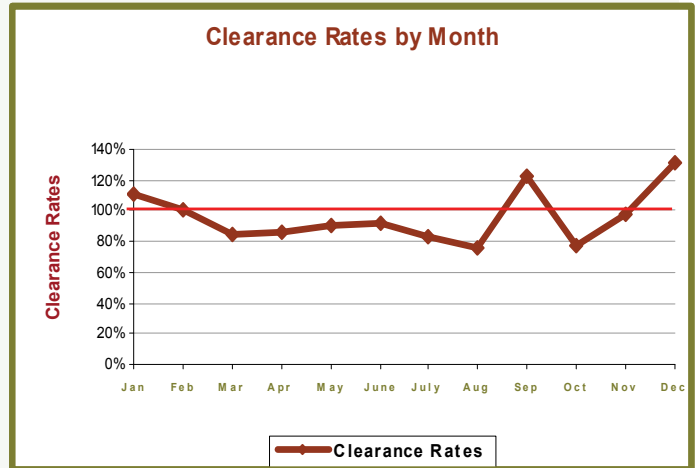
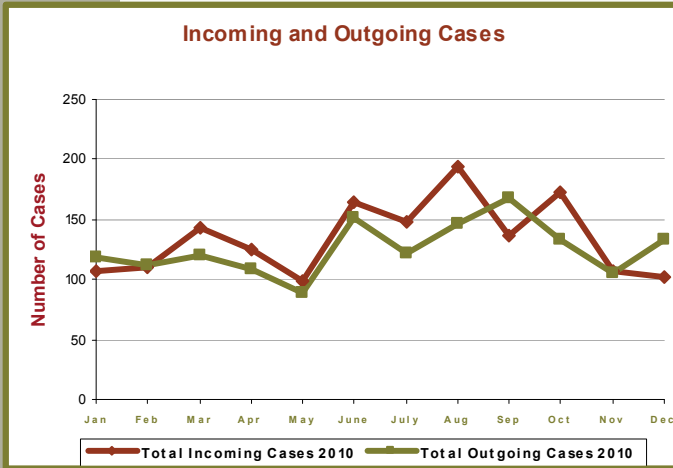
Clearance Rates

This measure tracks the number of outgoing cases as a percentage of the number of incoming cases. The purpose is to measure whether the court is keeping up with its incoming caseload. The goal is to clear or dispose of at least as many cases as have been filed or reactivated. The clearance rate is calculated by dividing the number of outgoing cases by the number of incoming cases. Below is a graph that shows a four year comparison of clearance rates by case type. On the next page you can find detailed, month-by-month measurements of clearance rates by type.

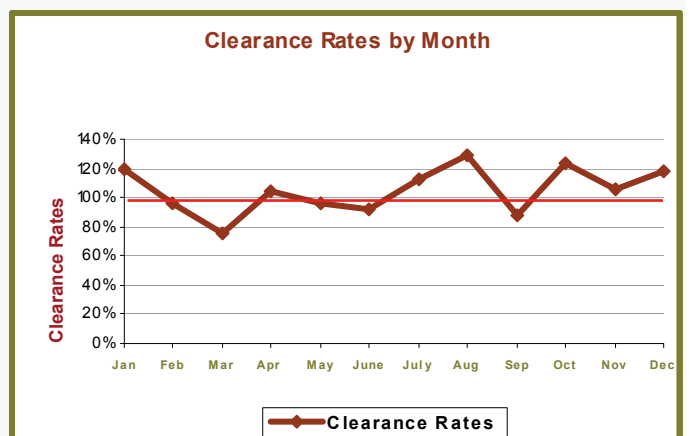
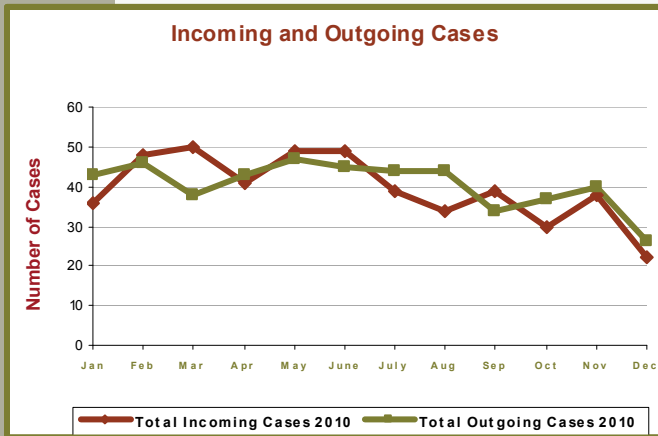


Appendix A: Court Performance Measures: Clearance Rates and Age of Active Pending Caseload

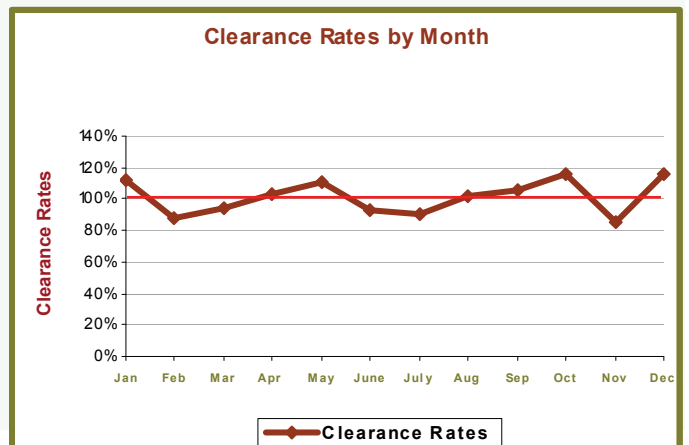
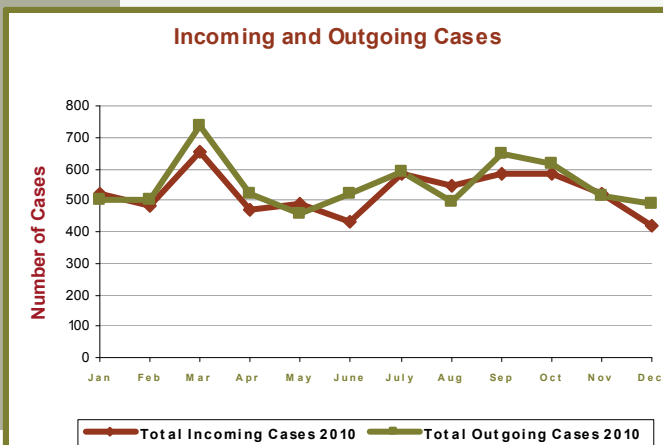
Misdemeanors



OVI



Traffic



Appendix A: Court Performance Measures: Clearance Rates and Age of Active Pending Caseload

Age of Active Pending Cases

This measure tracks the age of active cases that are pending before the court, measured as the number of days from filing until the time of measurement. Cases filed but not yet disposed make up the court's pending caseload. Having a complete and accurate inventory of active pending cases as well as tracking their number and age is important because this pool of cases potentially requires court action.

To use this measure accurately, a court must be able to identify and count cases that have been placed on *inactive* status. These are cases that have ceased movement towards disposition as the result of events beyond the court's control (e.g., a defendant who absconds, the initiation of bankruptcy proceedings, a defendant who is placed on pretrial diversion, etc.). At the time of measurement, the court should remove *Inactive* cases from the pending inventory because these cases are not directly comparable to *Active* cases and will exaggerate the age of the pending caseload.

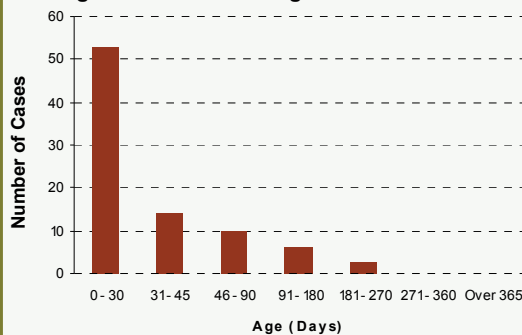
Identifying specific cases and analyzing their status will allow the court to know whether the active pending cases are being appropriately managed.

Misdemeanors Pending December 31, 2009

Age (Days)	Number of Cases	Percent	Cumulative Percent
0 - 30	53	62%	62%
31 - 45	14	16%	78%
46 - 90	10	12%	90%
91 - 180	6	7%	97%
181 - 270	3	3%	100%
271 - 360	0	0%	100%
Over 365	0	0%	100%

Total 86

Age of Active Pending Misdemeanors

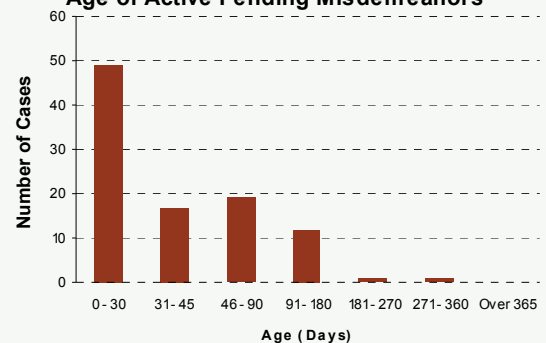


Misdemeanors Pending December 31, 2010**

Age (Days)	Number of Cases	Percent	Cumulative Percent
0 - 30	49	49%	49%
31 - 45	17	17%	67%
46 - 90	19	19%	86%
91 - 180	12	12%	98%
181 - 270	1	1%	99%
271 - 360	1	1%	100%
Over 365	0	0%	100%

Total 99

Age of Active Pending Misdemeanors



**For accuracy, this measurement excludes 107 tax cases of varying age pending at the time of measurement. Although technically active, these cases are treated functionally as if in diversion; therefore, they are counted as inactive cases.

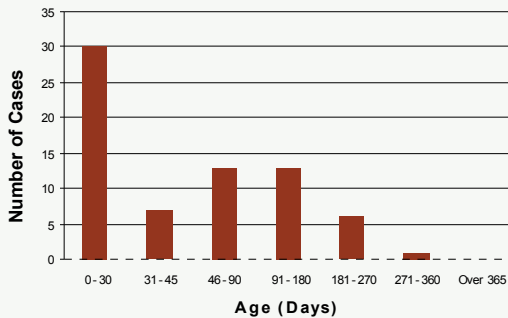
Appendix A: Court Performance Measures: Clearance Rates and Age of Active Pending Caseload

OVI's Pending December 31, 2009

Age (Days)	Number of Cases	Percent	Cumulative Percent
0 - 30	34	51%	51%
31 - 45	7	10%	61%
46 - 90	12	18%	79%
91 - 180	11	16%	96%
181 - 270	2	3%	99%
271 - 360	1	1%	100%
Over 365	0	0%	100%

Total 67

Age of Active Pending OVI's

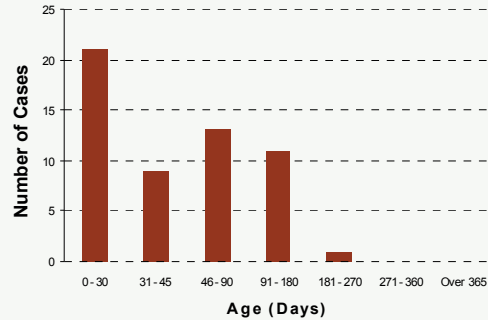


OVI's Pending December 31, 2010

Age (Days)	Number of Cases	Percent	Cumulative Percent
0 - 30	21	38%	38%
31 - 45	9	16%	55%
46 - 90	13	24%	78%
91 - 180	11	20%	98%
181 - 270	1	2%	100%
271 - 360	0	1%	100%
Over 365	0	0%	100%

Total 55

Age of Active Pending OVI's

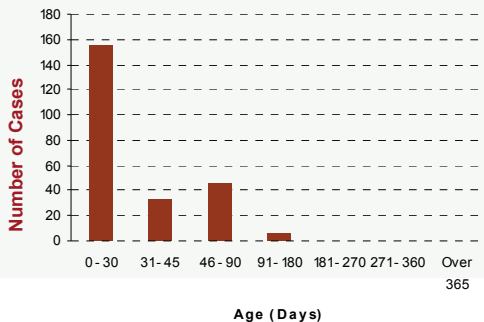


Traffic Pending December 31, 2009

Age (Days)	Number of Cases	Percent	Cumulative Percent
0 - 30	155	78%	78%
31 - 45	33	7%	85%
46 - 90	46	12%	97%
91 - 180	6	3%	99%
181 - 270	0	0%	100%
271 - 360	0	0%	100%
Over 365	0	0%	100%

Total 240

Age of Active Pending Traffic



Traffic Pending December 31, 2010

Age (Days)	Number of Cases	Percent	Cumulative Percent
0 - 30	163	65%	65%
31 - 45	38	15%	80%
46 - 90	36	14%	94%
91 - 180	13	5%	99%
181 - 270	2	1%	100%
271 - 360	0	0%	100%
Over 365	0	0%	100%

Total 252

Age of Active Pending Traffic

